



# ***“0007” VEGETATION KILLER***

***VOC Compliant \* Non-selective Weed Killer***

Controls weeds and grasses by contact and root action

## **HIGHLIGHTS**

- ◆ VOC Compliant
- ◆ Non-selective
- ◆ Soil sterilant
- ◆ Fast burn-down of weeds
- ◆ Oil-based

## **TYPICAL PROPERTIES**

- ◆ Specific Gravity: 0.89
- ◆ Bromacil: 0.98%
- ◆ Isooctyl ester of 2-4-D: 1.09%
- ◆ Petroleum Oil: 97.93%
- ◆ Density: 7.4 lbs/gallon
- ◆ Coverage:
  - Annual Weeds: 1-2 ga/1000 sq/ft
  - Perennial Weeds: 3-5 ga/1000 sq/ft
- ◆ Appearance: Brown liquid
- ◆ Odor: Petroleum

This product is a VOC Compliant non-selective weed killer. It contains two active ingredients Bromacil, which controls weeds through root contact and gives season-long residual control, and 2-4-D which controls weeds through foliage and gives immediate weed burn-down. This weed killer is particularly effective in areas where undesirable vegetation is tall and well-established.

**APPLICATION** - May be used to kill most weeds and grasses on parking lots, fence rows, loading ramps, railroad sidings, storage yards, around buildings and industrial plant sites.

## **DIRECTIONS:**

To control most weeds for an extended period of time on non-cropland areas, such as: parking lots, fence rows, loading ramps, railroad sidings, storage yards, around buildings and industrial plant sites, apply 2-3½ gallons per 1,000 sq. ft. (80-150 gallons per acre). To control annual weeds and grasses such as foxtail, ryegrass, wild oats, crabgrass, cheatgrass, broomsedge, ragweed, lambsquarter and turkey mullein, apply 1-2 gallons per 1,000 sq. ft. (40-80 gallons per acre). For other hard-to-kill perennial weeds and grasses, such as Johnsongrass, saltgrass, bouncing bet, bracken fern and horsetail, apply 3½ gallons per 1,000 sq. ft. (150 gallons per acre).

**PACKAGING:** 5 gallon pails and 55 gallon drums. All packaging materials are recyclable.

Refer to S. D. S. and product label for additional safety information and directions for use.

0007.pub - 05/21/15



# ***DACO® ALUMINUM CLEANER***

**Inhibited acid protects metal for longer equipment life**  
**Hydrofluoric acid removes oxidation and brightens metal**  
**Blend of acids more even, thorough cleaning**  
**Wetting agents help prevent streaks and spotting**

## **DESCRIPTION**

Daco Aluminum Cleaner is an industrial strength acid cleaner designed specifically for cleaning aluminum truck trailers. It may also be used to clean other heavily oxidized aluminum surfaces.

Aluminum Cleaner breaks down the gray or white oxide build-up on aluminum surfaces that is not removed by standard cleaners and degreasers. The acids used are inhibited to protect the metal but, even so, a tiny amount of the base aluminum will be removed with each use.

The special wetting agents in Aluminum Cleaner are important to prevent streaks and spotting that some other products cause.

The product has some cleaning and degreasing properties, but it is designed primarily to brighten pre-cleaned surfaces. Remove mud, dust, diesel exhaust, oil and grime with one of Damon's truck washes, AMF-77 or SF-77 before using Aluminum Cleaner.

None of the glass, metals, plastics, rubber or paints used in trucks will be affected if the product is diluted as directed and allowed to remain on these no longer than directed. It is always a good idea to avoid glass and painted surfaces or rinse them as soon as possible if they are sprayed inadvertently.

## **CAUTIONS**

This product should be used by trained professionals only using proper protective equipment, especially when spraying. The concentrate is very corrosive to skin and eyes and can cause permanent damage very quickly. Shower and eyewash facilities should be located within 10 seconds travel time from use areas.

Do not use on anodized aluminum because the anodizing will be removed.

If allowed to stand too long or allowed to dry the product may etch glass and paint (make it look frosted). If the product will come into contact with glass or paint, follow the dilution and time directions carefully.

Concrete will be etched and eventually eaten away with constant use. Brick, tile and plastics are not affected or

are affected much less.

This product is not approved for use on aircraft.

## **DIRECTIONS**

Put on protective clothing and equipment. Rubber gloves, rubber suit or apron and boots. Wear appropriate eye protection and, if spraying, a respirator..

Dilute Aluminum Cleaner from 1:4 up to 1:10 with water before use. Use 1:4 for very heavy oxidation and 1:10 for light oxidation. Regular use requires only 1:10 dilution.

Apply diluted solution with mop, brush or sprayer. Start at bottom and work towards the top. Going top to bottom may cause etched streaks that cannot be removed. Work an area that can be kept from drying and can be rinsed within 5 minutes. It is best to clean an entire side, end, etc. at one time to prevent a noticeable difference in surface sheen between separately cleaned areas and any overlap.

Let stand 3 to 5 minutes. Do not allow to dry or let set more than 5 minutes. Over-sprayed surfaces may dry more quickly so it is a good idea to rinse them thoroughly right away.

Rinse thoroughly top to bottom with water spray. If used on concrete flush the area with plenty of water to the drain to extend the life of the concrete.

## **PACKAGING**

Cases of 4 one gallon jugs and 55 gallon plastic drums. Packaging material is recyclable.

Aluminum Cleaner.pub/pdf - 5/21/12



# Alumi-White™ Trailer Wash

## A very aggressive acid cleaner for aluminum

Fast Acting - Reduces labor cost

Very aggressive - Removes severe oxidation from aluminum

Concentrated - more economical and takes up less space

### Description:

Alumi-White Trailer Wash has been developed and blended for removing oxidation from aluminum. This product is NOT for use on polished aluminum. It will etch and bleach aluminum due to its concentrated aggressive acid blend.

### Application:

Alumi-White Trailer Wash is for oxidized aluminum only. It should not be used on cabs or painted surfaces or near glass. Even overspray will etch glass.

### Dilution:

Dilution of product depends on the severity of oxidation on the aluminum being cleaned. This will vary from 12 ounces (1:10) to 22 ounces (1:6) per gallon of water.

### Specifications:

**Safety Data Sheet:**..... DMN0579

**Appearance:** ..... clear, pinkish liquid

**Odor:** ..... acidic, irritating

**pH:** ..... concentrate 1.0 ± 0.5

**Flash Point:**..... None

**V.O.C.:**..... 0%

**HMIS® III:**    **H:3**    **F:0**    **P:2**

**GHS Pictograms:**



### Directions:

Use personal protective equipment appropriate for the job. Alumi-White Trailer Wash is a concentrated cleaner that should be applied using the Damon-Lafferty 1-Way Acid Airless Foamer with hose and wand. Always start at the bottom of the equipment to be washed and work to the top to avoid

streaks in the surface, as you uniformly cover the surface. Rinse well starting at the top and work down to prevent streaking.

### Packaging:

Available in 5 gallon plastic pails and 55 gallon plastic drums ready for immediate shipment. Larger containers are available upon request.



Alumi-White Trailer Wash.pub - 4/11/16



# AMF-77™

## ***General Purpose Cleaner-Degreaser***

**DI-PHASE CLEANER - Versatile, fast-acting on grease and soil**

**NON-FLAMMABLE - Safe for user and environment**

**UNIQUE SOLVENT SYSTEM - Non-butyl, no health hazards**

**CONCENTRATED - Economical to use**

Damon AMF-77 is a heavy-duty, synthetic cleaner/degreaser concentrate that works like a detergent on dirt and like a solvent on grease and oil. Its unique formulation leaves no residue, is non-flammable, dilutes with water, and contains no dangerous solvents.

At high use dilutions, AMF-77 is the perfect cleaner for stainless steel, Formica, painted surfaces, and food service equipment. At lower dilutions, the cleaner is ideal for grills, filters, engines, and for small parts stripping. At recommended dilutions it is also an excellent car and truck body washer that will not harm paint, but removes road oil and grime. AMF-77 is excellent for cleaning aluminum, and will remove moderate oxidation. AMF-77 can cut through grease and grime on any hard surface at dilutions as low as 2 ounces per gallon of water. This concentrated formulation is economical to use because of its low use-dilution cost.

### **DI-PHASE CLEANER**

The unique blend of detergents and solvents promotes higher dissolving power against stubborn accumulations on auto and truck engines, chassis and exteriors, cement floors and many other surfaces.

### **NON-FLAMMABLE**

AMF-77's non-flammable formulation means it is safer for both the user and the environment.

### **UNIQUE BUFFERING SYSTEM**

At a normal dilution, AMF-77 retains full non-caustic cleaning power for extended usefulness. Competing product solutions

are initially caustic, which can be harmful to the user and to some surfaces. Furthermore, their cleaning power declines quickly, working with less efficiency than AMF-77.

### **DIRECTIONS:**

**MACHINE SCRUBBING OF FLOORS:** Dilute AMF-77 at 4 - 6 ounces per gallon of water for light to moderate cleaning.

**STRIPPING FLOORS:** Dilute AMF-77 at 16 ounces per gallon of water for stripping heavy wax buildup.

**CEMENT AREAS SUCH AS SIDEWALKS, DRIVE THRU, AND DUMPSTER AREA:** Dilute AMF-77 at 12 ounces per gallon of water.

**CLEANING ENTRANCE MATS:** Dilute AMF-77 at 12 ounces per gallon of water.

**DEGREASING HOODS, FILTERS, BROILERS and STAINLESS STEEL EQUIPMENT** in restaurants, dilute AMF-77 20 ounces per gallon of water and spray with small hand sprayer at hot hood with burners off.

**REMOVING GREASE AND SPATTER FROM CERAMIC SURFACES** dilute AMF-77 at 16 ounces per gallon of water.

**CLEANING SMALL PARTS WITH HEAVY GREASE** dilute AMF-77 at 20 ounces per gallon of water.

**AUTO & TRUCK ENGINES** dilute AMF-77 at 24 TO 32 ounces per gallon of water.

**PACKAGING:** 55 gallon recyclable plastic drums.

AMF-77.pub - 02/28/12





# BODY FLUID CLEAN UP KIT

## Procedure for Cleaning Up Bloodborne Pathogen Spills

For clean up of minor to moderate spills of vomit, urine<sup>1</sup>, feces, blood, or OPIM<sup>2</sup> on hard surfaces such as tile floors. For carpet, see the back of this page.

1. Put on rubber or vinyl gloves. Eye protection and other personal protective equipment may be needed if there is danger of splattering.
2. Apply **D-A™ Gel Deodorant-Absorbent** to the spill of blood or other body fluid to be absorbed. Use enough to completely absorb the spill.
3. Pick up the absorbent using a spatula or a whisk broom and dust pan and put it into a red bag or a bag labeled with the biohazard symbol.
4. Dispose of the used absorbent by following your facility's biohazardous waste disposal procedure. Small quantity generators in Ohio may put the red bag in their regular trash if their waste hauler allows it. Do not flush **D-A** down the toilet. Be sure to comply with all applicable regulations in your location.
5. Put the contaminated clean up tools into a pail for decontamination.
6. Clean and decontaminate the spill area using the **Neutra-Stat® TB** disinfectant cleaner following the label directions. Allow the disinfectant to air dry or to set for at least 10 minutes before drying the surface. If the spill was on a floor, post wet floor signs during the time the floor is wet.
7. If this is not a food contact surface go to #8. Food contact surfaces, such as in school cafeterias, require the following. a) After the 10 minute dwell time for the Neutra-Stat TB is up, rinse with potable water. b) Apply a properly diluted solution of **Q-San** (½ ounce per gallon), with trigger sprayer, sponge, or cloth. Allow the surface to air dry.
8. At the janitor sink or slop sink, rinse clean up tools with water to remove any material on them. Spray the clean up tools with **Neutra-Stat® TB** to decontaminate them and then allow them to air dry. Rinse your gloves in running water to remove any material on them. Remove gloves and then spray **Neutra-Stat® TB** onto the outside of the gloves and allow them to air dry.
9. Wash your hands thoroughly with soap and running potable water following our hand washing procedure. If suitable potable water is not immediately available, clean your hands using a hand sanitizer such as one of the **Deb Instant Foam Hand Sanitizers**, and then wash your hands in running water at the first opportunity.

<sup>1</sup> Urine is not considered an infectious material by OSHA.

<sup>2</sup> Other potentially infectious materials. For a definition, see the back of this page.

<sup>3</sup> Dwell time for tuberculosis and hepatitis B is only 5 minutes. To kill hepatitis A, which is fecalborne instead of bloodborne, the full 10 minutes is required.

Should you have any questions or need to reorder, please call **Damon Industries, Inc.** Our toll free phone number is **1-800-362-9850**.

## SPILLS ON CARPET

OSHA says that there is no evidence that any method of decontamination will disinfect carpet. It is up to the employer to use a method that they feel is adequate for the circumstances. If you want to get right to the procedure, skip down to Appropriate and Feasible below.

Various methods have been proposed to disinfect carpet.

- Replace the carpet or use carpet tiles that are easily replaced.
- Clean-up the spill and then have the carpet “steam” cleaned.
- Clean-up the spill and then use a TB rated disinfectant just like on hard surfaces. Some people recommend using the disinfectant 2 or 3 times or extending the contact time to 20 minutes or more.

Obviously replacing the carpet is an expensive last resort. The idea of carpet tiles is better, but still costly and leaves you with some tiles looking newer than the rest. In either case the carpet or tiles would still need to be “decontaminated” using a TB rated disinfectant for putting in the trash or would have to be considered infectious waste.

The steam cleaning idea makes no sense. So-called “steam” cleaning is really just hot water. By the time the solution reaches the carpet (from out on the truck to the carpet) it will have cooled. Spraying the solution causes further evaporative cooling. Even if the water hits the carpet at 212 degrees it will begin cooling at once. Steam autoclaves use real steam under pressure so the temperature is 250 degrees or more with a minimum contact time of 15 minutes. Obviously this not possible on carpet.

### **Appropriate and Feasible**

The most “appropriate and feasible” (OSHA’s test) method is probably to follow the same procedure as for bloodborne pathogen spills on hard surfaces. In the final decontamination step, #6 of the procedure, just make sure to wet the spill area with the Nerutra-Stat<sup>®</sup> TB deeply enough into the carpet to get to any remaining spill material. The carpet must remain thoroughly wet for at least 10 minutes. After 10 minutes you can blot dry or use an extractor vacuum. If a stain remains after the Neutra-Stat<sup>®</sup> TB is used, you may use whatever method is appropriate to remove the stain (spotter, solvent, enzymes, etc.). A final application of Nerutra-Stat<sup>®</sup> TB should be made after spotting. Blot the area relatively dry, spray the Nerutra-Stat<sup>®</sup> TB into the carpet and allow at least 10 minutes before finally blotting dry or using an extractor vacuum.

***Other Potentially Infectious Materials*** means (1) The following human body fluids: semen, vaginal secretions, cerebrospinal fluid, synovial fluid, pleural fluid, pericardial fluid, peritoneal fluid, amniotic fluid, saliva in dental procedures, any body fluid that is visibly contaminated with blood, and all body fluids in situations where it is difficult or impossible to differentiate between body fluids;... OSHA specifically excludes urine.



# **Brite-Buff™**

## **SPRAY-BUFFING COMPOUND**

**Restores shine on most hard floor finishes**  
**May be sprayed or mopped on**  
**Use with low speed 175 to 300 RPM buffers**

### **DESCRIPTION**

BRITE-BUFF is a water based spray buffing compound for hard finishes such as Ultimec HP and Ultimec 21 *Plus*. Cleans and polishes as you buff with a red or white pad and a 175 to 300 rpm buffer. Also works well with 1,000 rpm and up burnishers. Finish looks better and lasts longer. Pleasant fragrance.

### **WHERE TO USE**

May be used on vinyl, vinyl asbestos, vinyl composition, asphalt tile and terrazzo.

### **DIRECTIONS**

**DO NOT DILUTE THIS PRODUCT.**

Very little Brite-Buff is needed to build a high gloss. Typically a red or white buffing pad is used, but the best floor pad to use depends on the type of floor, type of finish and the speed and weight of the machine. Your Damon representative will help you select the correct pad.

### **SPRAY METHOD**

Using a trigger sprayer, spray a fine mist on an area of the floor that can be buffed within a few minutes. Buff with a rotary floor machine until the floor is dry and polished.

### **MOP-ON METHOD**

Coverage: 3,000 square feet per gallon. Pour Brite-Buff into a clean mop bucket. Dip a clean finish mop into the solution and wring until damp. Damp mop an

area that can be buffed within a few minutes. Buff with a rotary floor machine until the floor is dry and polished.

### **PACKAGING**

Case of 4 one gallon jugs. Packaging material is recyclable.

### **SPECIFICATIONS**

Average static coefficient of friction by A.S.T.M D-2047-75 James Machine is 0.55 or greater.

Volatile Organic Compounds (V.O.C.)  
13 g/l - 1.3 %

Light blue liquid with mild floral odor.



Brite-Buff.pub - 7/24/12



# Can•Do!®

## Ready-to-use Multi-Purpose Cleaner-Degreaser

**DI-PHASE CLEANER - Versatile, fast-acting on both grease and dirt**  
**READY-TO-USE - No concentrate to handle, safer for users**  
**THE POWER OF BUTYL - Cleans tough stains that non-butyl won't**  
**NON-FLAMMABLE - Safer, may be used where flammables cannot**

Can•Do is a scientifically formulated, ready-to-use spray cleaner designed for use on most hard surfaces. It has a unique di-phase solvent system that will give you the maximum cleaning action on the most difficult soils and greases. Can•Do's versatility will help reduce both labor and cleaning product inventories. Use Can•Do for tough cleaning jobs in industrial plants, restaurants, schools, churches, nursing homes, hospitals, and anywhere water-based spray cleaning products can be used.

With Damon's unique blend of detergents and boosters, Can•Do has the extra power needed to take on the grimeiest cleaning jobs - like grease, oil, ink, dyes, crayon, smoke film, food soil and stains, and graffiti. And it is non-flammable, dilutes with water and requires no rinsing!

Damon's unique formulation leaves no residue, is non-flammable, dilutes with water, and contains no dangerous solvents.

Can•Do is the perfect cleaner for stainless steel, aluminum, chrome, Formica, vinyl, and other non-porous surfaces. Before use on painted surfaces, test in an inconspicuous area. Can•Do excels at removing smoky residues from ceiling light fixtures and non-porous window blinds. It degreases food service equipment and greasy filters quickly and easily. Cleans greasy windows where regular glass cleaner fails.

Can•Do is great for motorcycles and ATVs for removing road grime, mud and oil. Safe for everything that can be cleaned with water. It excels at removing bugs and tar. Test on custom art in an inconspicuous

area before using. Can•Do is also great for cars, trucks, snowmobiles, off-road and dirt track vehicles.

### READY-TO-USE FORMULATION

Can•Do is stabilized at the correct strength for multi-purpose cleaning (pH 12.0). No need to take time for mixing and measuring. And no chance of mixing errors - that's safer both for cleaning personnel and for surfaces.

### DIRECTIONS FOR USE:

Attach the trigger sprayer to the bottle and spray, no dilution is required. On normal soils, spray and wipe. On heavy grease or black marks, spray and allow to work one minute before wiping. On rough surfaces, a second application may be necessary. Minimal protective equipment is necessary except when spraying above eye level.

### SPECIFICATIONS:

Odor - lemon fragrance  
Color - light green  
pH - 12.0 + 0.5  
V.O.C.s. - 8% - 80g/l

### PACKAGING:

Quart plastic decanter bottles packed 12 per case with one trigger sprayer. Packaging material is recyclable.



Can•Do!.pub - 9/8/13



# Citri-Shine™ Trailer Wash & Brightener

## An acid cleaner for polished aluminum

**Fast Acting - Reduces labor**

**Will not harm glass or paint**

**Less hazardous acid - Safer for the user**

**Versatile - Use on polished and older aluminum**

**Non-Flammable - Safer, may be used where flammables cannot.**

### Description:

Citri-Shine Trailer Wash & Brightener is a fast acting, mild-acid, but highly concentrated product designed for cleaning aluminum tankers and trailers without damaging polished aluminum. Damon's unique formulation does not leave a residue, is non-flammable and dilutes with water. The addition of "butyl" solvent makes cleaning faster.

### Applications:

Citri-Shine is to be used to clean new aluminum tankers and trailers without any loss of shine and to clean light or moderately dull trailers.

### Dilution:

Citri-Shine is diluted at 12 ounces per gallon of water (1:10) for best results.

### Specifications:

**Safety Data Sheet:** ..... DMN0578

**Appearance:** ..... colorless liquid

**Odor:** ..... slight

**pH:** ..... concentrate 2.0 ± 0.5

**Flash Point:** ..... None

**V.O.C.:** ..... 0%

**HMIS® III: H:1 F:0 P:0**

**GHS Pictograms:**



### Directions:

Always use personal protective equipment appropriate for the job. Apply Citri-Shine by using the Damon-Lafferty 1-Way Acid Airless Foamer with hose and wand or with an acid resistant pump sprayer. Always

start at the bottom of the trailer and work to the top to avoid streaks in the aluminum as you uniformly cover the surface with the brush or sprayer. Rinse well starting at the top and work down to prevent streaking. If streaking occurs, apply diluted product over the streak area, rinse well and the streaks should disappear.

### Packaging:

Available in 5 gallon plastic pails and 55 gallon plastic drums ready for immediate shipment. Larger containers are available upon request.



Citri-Shine.pub - 7/19/16





# Clean & Shine™

## Ready-to-use Stainless Steel Cleaner & Polish

- **No mixing of chemical concentrates**
- **Resists tarnishing, resoiling and finger marking**
- **Contains no abrasives to harm polished surfaces**
- **One product polishes a myriad of surfaces**

**CLEAN & SHINE** is an environmentally friendly stainless steel polish. It is formulated from a blend of pure mineral and silicone oils which provide longer lasting shine and protection. The unique formulation provides excellent resistance to tarnishing and resoiling making future cleaning easier. Quickly and easily removes finger marks and helps prevent new marks. The silicone helps prevent tarnishing and finger marks. It covers light scratches in the metal surface caused by over aggressive cleaning. Clean & Shine is great for stainless steel drinking fountain surfaces. It helps prevent hard water spots and makes fountains easier to clean. Just do not wipe the nozzle with Clean & Shine. May be used on polished metals, enameled surfaces, Formica®, appliances and many other surfaces.

### DIRECTIONS FOR USE

This product is ready to use. Do not dilute with water as it will not mix with water. Do not use on food preparation surfaces or allow to contact edible products. Test on plastics and painted surfaces in an inconspicuous area before use. Do not use with a trigger sprayer because you will apply way too much product.

1. If the surface to be polished is not clean it should first be cleaned with a detergent, such as SF-77, and then rinsed and dried.
2. Apply Clean & Shine to a clean, dry cloth. A small amount goes a long way.

3. Wipe the area to be polished with a thin coat of product.
4. Polish with a second clean, dry cloth until a shine appears and excess oil is removed.

### SPECIFICATIONS

Dilution ..... Ready-to-use, no diluting  
 Odor ..... slight oily smell  
 Color ..... colorless  
 pH ..... not applicable  
 Flash Point ..... 200° F  
 V.O.Cs. .... 8% - 80 g/l  
 Flammability ..... Non-Flammable  
 Solubility in water ..... 0%  
 HMIS® III ..... H:0 F:1 P:0

**Hazards:** May be fatal if swallowed means that if swallowed and vomited the material could be aspirated into lungs causing chemical pneumonia, like any oil. The product is not toxic. May cause mild eye irritation may cause skin irritation on persons with sensitive skin.

### PACKAGING

Quart plastic decanter bottles packed 6 per case. Packaging materials are recyclable.



Clean & Shine.pub/pdf - 10/11/17

## ***General Purpose Cleaners***

<b>PRODUCT</b>	<b>CHARACTERISTICS</b>	<b>DILUTION</b>	<b>pH</b>	<b>FRAGRANCE</b>	<b>PERSONAL PROTECTIVE EQUIPMENT</b>
LMF-77	Special blend of SF-77 and D-C Plus	1 oz to 12 oz per gallon	13.0	Citronella	Eye protection, chemical resistant gloves, and eyewash station
D-C Plus	Synthetic based chelating cleaner	1/2 - 3 oz per gallon	11.5	Citronella	Eye protection and chemical resistant gloves
D-C Cleaner	Soap based amide cleaner	2 oz per gallon	10.5	Sassafras	Eye protection and chemical resistant gloves
Timberline	Soap based amide cleaner	2 oz per gallon	10.5	Pine	Eye protection and chemical resistant gloves
Glass N More	Glass and all surface cleaner	RTU	10.5	Lavender	Eye protection and chemical resistant gloves
Can-Do	Ready-To-Use butyl solvent cleaner	RTU	12.0	Lemon	Eye protection, chemical resistant gloves, and eyewash station
Foam-Chlor	Chlorine - caustic foaming cleaner	2-3 oz per gallon	13.0	Chlorine	Eye protection, chemical resistant gloves and apron, and eyewash station
Sluff II	Foaming aerosol disinfectant detergent EPA approved	RTU	2.0	Mint	NONE
Off Plus Cream Cleanser	Acid silica cream cleanser EPA approved	RTU	2.0	Mint	NONE



**DAMON INDUSTRIES, INC.**

# ***Floor Cleaners***

<b>PRODUCT</b>	<b>CHARACTERISTICS</b>	<b>DILUTION</b>	<b>pH</b>	<b>FRAGRANCE</b>	<b>PERSONAL PROTECTIVE EQUIPMENT</b>
Ultra-Gloss Neutral Cleaner	Synthetic - detergent floor cleaner	1-2 oz per gallon	7	Orange	NONE
Ultimet Neutral Cleaner	Synthetic - solvent floor cleaner	1-2 oz per gallon	7	Lemon	NONE
Perfect Orange	5% peroxide cleaner	2 oz to 1 to 1	6	Orange	Eye protection and chemical resistant gloves
Sassy	Oil soap based cleaner for wood floors	3-4 oz per gallon	10.5	Sassafras	NONE
Daco Metal Soap	Chelating Cleaner	1-10 oz per gallon	11	Floral	Eye protection and chemical resistant gloves
V-H Cleaner	Thixotropic clinging cleaner	2-3 oz per gallon	12	Ammonia Pine	Eye protection and chemical resistant gloves
Foam Chlor	Foaming ceramic tile cleaner	2-3 oz per gallon	13	Chlorine Bleach	NONE



**DAMON INDUSTRIES, INC.**

12/06/05  
ICI:Cleaners:DOC



# Clean Pass™

## Wood Floor Deep Cleaner for Slam Dunk Finish

- Removes embedded soil and repairs scuffs, scratches and dull spots while eliminating powdering.
- Eliminates restorer build-up - contains no wax or polymers.
- Economical 2 ounces per gallon dilution for deep cleaning of wood floors through an auto-scrubber.
- Works as a deep scrub cleaner prior to recoating wood floors at 8 ounces per gallon.

### General Directions

#### Restoring with an Automatic Scrubber:

1. Dust mop the floor.
2. Fill the scrubber with a solution of 2 ounces of Clean Pass per gallon of cool water (1:64).
3. Scrub the floor and pickup the dirty solution using a single pass.
4. Allow the floor to dry thoroughly.
5. Burnish the floor with a high speed machine and the appropriate burnishing pad.
6. Dust mop the floor.

#### Wood Floor Recoating:

1. Make sure the floor has been sealed properly.
2. Dust mop the floor.
3. Fill the scrubber or bucket with a solution of 8 ounces of Clean Pass per gallon of cool water (1:16).
4. Top scrub with a blue or black pad or with a 120 grit screen disc. Rinse the floor thoroughly and then allow to dry.
5. Recoat the floor with Slam Dunk™ following the directions for Slam Dunk.

### Properties

- **Type** - Citrus Cleaner/Restorer
- **Form** - Clear Liquid
- **Odor** - Citrus
- **Color** - Light Yellow
- **Weight per Gallon** - 8.32 pounds
- **pH** - 9.7 - 10.7
- **Foam Height** - Low
- **Coverage** - 130,000 Sq. Ft. per gallon at 1:64 dilution (108,000 sq/ft per gallon)



CleanPass.pub - 7/26/12





**TRIPLE S**

# CleanSpec Monitoring System



**Environmental  
Surface  
Monitoring as  
Easy as 1,2,3...**

The SSS CleanSpec Monitoring System allows you to discretely mark, later inspect, and then monitor the proper cleaning of high traffic touch point areas.

## 1. Mark

- + Will mark a variety of hard non-porous vertical surfaces including mirrors, basins, floors, ceramic, porcelain, aluminum, and other washable surfaces not harmed by isopropyl alcohol.

## 2. Wipe

- + The mark wipes clean and is removed with a mild, non-acid, general disinfectant.

## 3. Monitor

- + The mark is only visible under ultraviolet light. Proper cleaning can be easily observed and recorded.







# Carbapenem-resistant Enterobacteriaceae (CRE)

From the March 2013 issue of Vital Signs from the CDC:

**Action is needed now to stop these deadly infections.**

**CRE germs have found ways to beat antibiotics.**

- CRE infections are caused by a family of germs that are a normal part of a person's healthy digestive system. These germs can cause infections when they get into the bladder, blood, or other areas where germs don't belong.
- Some of these germs have become resistant to all or almost all antibiotics, including last-resort drugs called carbapenems. These resistant germs are called CRE.
- Almost all CRE infections happen to patients receiving serious medical care. CRE infections are hard to treat, and in some cases, untreatable. CRE kill up to half of patients who get bloodstream infections from them.
- In addition to spreading among people, CRE easily spread their antibiotic resistance to other kinds of germs, making those potentially untreatable as well.

There will be lots of misinformation going around. Here is the place to begin to understand the facts. At this time we are unaware of any special housekeeping measures.

- *One specific instruction is the importance of Hand Hygiene. This can be found in the CRE Toolkit (see links below).*

CRE, which stands for carbapenem-resistant Enterobacteriaceae, are a family of germs that are difficult to treat because they have high levels of resistance to antibiotics. *Klebsiella* species and *Escherichia coli* (*E. coli*) are examples of Enterobacteriaceae, a normal part of the human gut bacteria, that can become carbapenem-resistant. Types of CRE are sometimes known as KPC (*Klebsiella pneumoniae* carbapenemase) and NDM (New Delhi Metallo-beta-lactamase). KPC and NDM are enzymes that break down carbapenems and make them ineffective.

Healthy people usually do not get CRE infections. In healthcare settings, CRE infections most commonly occur among patients who are receiving treatment for other conditions. Patients whose care requires devices like ventilators (breathing machines), urinary (bladder) catheters, or intravenous (vein) catheters, and patients

who are taking long courses of certain antibiotics are most at risk for CRE infections.

Some CRE bacteria have become resistant to most available antibiotics. Infections with these germs are very difficult to treat, and can be deadly—one report cites they can contribute to death in up to 50% of patients who become infected.

Here are some links to the full official CD information.

[CDC Features Announcement](http://www.cdc.gov/features/vitalsigns/HAI/CRE/) - <http://www.cdc.gov/features/vitalsigns/HAI/CRE/>

[CDC March 2013 Vital Signs](http://www.cdc.gov/vitalsigns/HAI/CRE/index.html) - <http://www.cdc.gov/vitalsigns/HAI/CRE/index.html>

[CDC Information for Facilities/Settings](http://www.cdc.gov/hai/organisms/cre/cre-facilities.html) - <http://www.cdc.gov/hai/organisms/cre/cre-facilities.html>

[CDC CRE Toolkit](http://www.cdc.gov/hai/organisms/cre/cre-toolkit/index.html) - <http://www.cdc.gov/hai/organisms/cre/cre-toolkit/index.html>

Damon Industries is doing continuing research on the subject and will keep you posted with further developments.

CRE-130306.pub - 3/6/13




# D-A GEL™

**Instantly Absorbs and Deodorizes  
Liquid Spills**

D-A GEL instantly deodorizes and absorbs liquid spills. It absorbs over 100 times its own weight. D-A GEL contains an odor neutralizer enabling it to destroy the toughest odors. D-A GEL is non-toxic and biodegradable, making it user and environmentally friendly.


- |              |                  |                    |
|--------------|------------------|--------------------|
| Automobiles  | Day Care Centers | Restaurants        |
| Buses        | Hospitals        | Schools            |
| Cruise Ships | Nursing Homes    | Veterinary Clinics |

**FRESH FRAGRANCE**  
12 oz. Shaker container



**Liquid Mishaps**

**Trash Odors**



**New & Improved Formula**

Sprinkle STINK STOP wherever strong, objectionable odors originate at Hospitals, Nursing Homes, Grocery Stores, Funeral Homes, Rest Areas, Waste Water Treatment Plants, Slaughter Houses. One application will last 5-7 days. STINK STOP contains a natural pest deterrent that will reduce or eliminate pests that visit garbage areas.

- Dumpsters
- Trash Cans
- Bottle Return Areas
- Compactors
- Inedible Bins
- Garbage Trucks

**FRESH FRAGRANCE**  
8 lb. Shaker container  
or a 60 lb. drum

**Damon Industries, Inc. 12435 Rockhill NE., Alliance, Ohio 44601 E-mail: info@DamonQ.com**  
**Toll Free in North America: 800-362-9850 International: 001-330-821-5310 Fax: 330-821-6355**



# Da-Brite® Wash 'n' Wax™

## Car Wash with High Gloss Polymer Finish

Safe for any surface - no harsh chemicals.

Concentrated so it is very economical.

Cuts road grime and oil quickly and effectively.

Great foaming action.

State-of-the-art polymer finish for a great look.

### DESCRIPTION

Da-Brite Car Wash and Wax is a high foaming, concentrated, 2 in 1 product that leaves a clean surface with a finished shine. Formulated to leave no residue, Da-Brite Car Wash and Wax will clean dirt, dust, bugs and salt off any automobile.

In addition to being a great car wash, the product contains a polymer wax to leave the finish sparkling.

Formulated with the environment in mind, there are no harsh or toxic chemicals. Meets all known volatile organic compound regulations in the United States.

### WHERE TO USE

- Cars
- Trucks
- Motorcycles
- ATVs
- Snowmobiles
- Vans
- Buses
- Industrial equipment

### DIRECTIONS

1. Make sure the vehicle is out of direct sunlight to prevent drying too rapidly.
2. Rinse off any loose dirt and grime with a hose or pressure washer.
3. Apply Da-Brite Car Wash and Wax at 1:10 (12 ounces per gallon of water) dilution with a sponge or

pressure washer. You do not need to use more than 16 ounces of diluted solution to do one mid-sized vehicle.

4. Make sure to apply and rinse off in sections to avoid drying.
5. Dry with clean, fresh cloths.

### SPECIFICATIONS

pH .....	8.0
VOCs (volatile organic compounds) .....	0%
Odor .....	mild
Toxicity .....	low
Biodegradable .....	yes

### PACKAGING

One gallon plastic jugs packed four per case, five gallon plastic containers, and 55 gallon plastic drums. All packaging material is recyclable.



Da-Brite Wash 'n' Wax.pub/pdf - 9/8/13

## SPECIFICATIONS

Non-Volatile Solids:.....	24%
Volatile Organic Compounds (VOC) .....	48 g/l - 4.6%
Appearance:.....	White
Odor: .....	Mild
Type:.....	Acrylic co-polymer
Leveling:.....	Superior
Recoating:.....	Superior
Foaming in Bucket: .....	None
Mop Drag: .....	None
Film Dry Time:.....	15 minutes
Walk On Time: .....	30 minutes
Time Before Recoat: .....	30 minutes
Time Before Buffing: .....	1 Hour
Film Gloss: .....	High
Film Color Stability: .....	Excellent
Slip Resistance: ASTM D-2407-75 James Machine coefficient .....	0.6 or higher
Scrubability:.....	Excellent
Film Type: .....	restorable
Resistance to Water:.....	Excellent
Resistance to Scuffing and Heel Marks: .....	Excellent
Durability: .....	Exceptional
Coverage per gallon:.....	1,200 to 2,000 Sq. Ft.
Buffing Speed:.....	1,000 - 3,000 RPM

CAUTION: Floors are slippery when wet. To prevent falls, exercise care when working, wear proper footwear and block off traffic with “Wet Floor” signs until the floor is completely dry. Use only as directed. If in question as to adhesion, a test patch is recommended. Do not mix with any other product because poor performance could result. Do not pour unused product back into the original container.



Damon manufactures a complete line of products for your floor care program. For more information, contact us at 1-800-362-9850 or [info@DamonQ.com](mailto:info@DamonQ.com) or visit [DamonQ.com](http://DamonQ.com).





## **Da-Clean™ A.P.C.**

### **A Meat Department Cleaner with many other uses**

**Safer to use** - Contains no solvents, acids or caustics. Has a neutral pH.

**Versatile** - Enzymes break down fats, oils, grease and many other organic materials and odor causing agents. Amazing surfactants clean most water-based soils better than other cleaning products.

**Concentrated** - Extremely economical to use at one ounce per gallon.

#### **Description:**

Da-Clean A.P.C. is a heavy-duty enzyme cleaner and degreaser formulated to penetrate and separate soil, fats, oils, and grease on food processing equipment, walls, floors and work surfaces in grocery store meat departments and meat processing plants. A.P.C. can replace alkaline cleaners that could cause injuries to your workers. Da-Clean APC not only has the abilities to clean your surfaces better than other cleaners, but does so more economically with its half-ounce to one ounce dilution rate. Since its introduction, A.P.C. has also become a popular cleaner for restrooms and finished tile floors due to its excellent cleaning and labor saving abilities. It is a product for many, if not most, cleaning tasks.

#### **Enzyme technology:**

Enzymes are not new to this world, because they are biological proteins found in most living organisms. They are what digests the food you eat. Enzymes are very specific about the materials they act upon. Thus you do not have to be concerned about harming material surfaces. The recent development of superior surfactants that work hand-in-hand with enzymes has led to the development of the Da-Clean line of enzyme cleaners and degreasers.

Da-Clean APC is designed with specific enzymes to breakdown fats, oils, greases, proteins and many more organic compounds. Grease is broken down into water and other simple compounds. It is not emulsified and therefore it cannot later de-

emulsify and clog drains or sewers. Regularly using Da-Clean A.P.C. will keep your drains free of grease and prevent fruit flies or gnats from reproducing there.

#### **Advantages of using Enzymes:**

1. Cost reduction: Da-Clean A.P.C. is extremely economical to use at one ounce per gallon and the enzymes will work continuously as long as they have a stable environment.
2. Reduces slip and fall accidents: Porous floors such as quarry tile will be residue free because the enzymes have broken down the materials on the floor that cause slips and falls.
3. Energy Savings: A.P.C. works best with cool to warm water therefore saving energy for heating hot water.

#### **Applications:**

Use on any surface that water will not harm. While designed as a meat department cleaner, Da-Clean A.P.C. has found wide acceptance as a rest room cleaner/deodorizer and a as a general purpose cleaner-degreaser. APC can be used with mop and bucket, pressure washers and is ideal for automatic floor scrubbers.

APC can be used to clean concrete, quarry tile and other floors with grouting. It also excels at cleaning and deodorizing restrooms and will neutralize urine odors when cleaned on a regular schedule. It easily replaces harsher cleaners just about anywhere for hard floors, rubber floors, walls, appliances, and equipment with metal, plastic, rubber, glass or ceramic



parts. A.P.C. destroys most pet and animal odors, including skunk spray on dogs. A.P.C. works on most natural organic substances. I does not work well on canola oil or on most petroleum derived hydrocarbons.

A.P.C. is not recommended for use on carpets because it foams way too much. It does work well, but be sure to have plenty of defoamer if using a carpet extractor.

**Dilution:**

Da-Clean A.P.C. is highly concentrated clearer generally used at 0.5 to 2 ounces per gallon of water. It may be used at lower dilution rates for special purposes, but it often takes less than you would think. Start with 0.5 ounce to 1 ounce per gallon of warm water. Scalding hot water reduces the cleaning efficiency. For use in a one quart spray bottle we recommend adding ¼ ounce (1 oz. per gal.) to ¾ ounce (3 oz. per gal..).

**Directions:**

A.P.C. Concentrate is a unique cleaner used in all areas of food establishments. Customized instructions and dilutions are prepared and posted in each department for the appropriate tasks. Procedures and dilutions are critical for proper results in cleaning hard surfaces, the Ready-to-Use bottle filling area, as well as specific procedures such as deep fryer cleaning. Consult your Damon Representative for the specific procedure and dilution for your situation.

Food Processing Cleaning:

Use 0.5 to 1.5 oz. per gallon for normal perishable department cleaning with 0.5 oz. being the recommended use rate for daily cleaning. Apply A.P.C. with a foam attachment or spray nozzle at the recommended dilution. Agitate with a brush, rinse with water and then sanitize and allow to air dry for next use.

Fryer Cleaning:

Fill the tank with 2 ounces of A.P.C. per gallon of water. Allow to soak overnight. Scrub with a long-handled brush and rinse with clear water.

Bathroom Cleaning:

Use a 1 to 2 ounces per gallon dilution for bathroom cleaning. Apply to the surface to be cleaned, agitate with a brush and then wipe dry.

Ready-To-Use (Spray Bottle) Cleaning:

For use in a one quart spray bottle we recommend adding ¼ ounce (1 oz. per gal.) to ¾ ounce (3 oz. per gal..).

**Specifications:**

**Safety Data Sheet:** ..... DMN0402

**Appearance:**..... pink liquid

**Odor:**..... fresh scent

**pH:** ..... concentrate 7.0 ± 0.5

**Flash Point:** ..... None

**V.O.C.:**..... 0%


**HMIS® III: H:0 F:0 P:0**

**GHS Pictograms:** None.

Warning! Causes mild skin irritation. Causes eye irritation.

**Packaging:**

Available in 1 gallon plastic jugs packed 4 per case, 5 gallon plastic pails and 55 gallon plastic drums.





# Da-Clean™ Neutral Cleaner

**CLEANS & DEGREASES NATURE’S WAY WITH ENZYMES.**

**ENVIRONMENTALLY SAFER - Biodegradable surfactants. Contains no solvents, acids, or caustics.**

**NON-FLAMMABLE - Safer for the user and the environment.**

**VERSATILE - Removes grease & oils and destroys odors.**

**CONCENTRATED - Economical to use. Less packaging materials.**

## DESCRIPTION

Da-Clean Neutral Cleaner is an environmentally friendly cleaner and degreaser that is pH neutral, non-toxic, and biodegradable. It is a safer replacement for alkaline cleaners and solvents. Da-Clean Neutral Cleaner will not only leave your surfaces cleaner, but will reduce labor costs and the amount of time spent cleaning.

### Enzyme Technology

Da-Clean Neutral Cleaner is formulated with enzymes that are the workhorses behind the cleaning. Enzymes are biological proteins found in most living organisms throughout the world. Their role is to help speed up reactions (catalyze). Enzymes are very specific about which materials they act upon. Thus they do not harm other materials. Da-Clean Neutral Cleaner contains enzymes specific to the breakdown of fats, oils, and greases. Grease is not emulsified so it cannot later de-emulsify and clog sewers. With regular use, Da-Clean will clean drains and keep them free of grease. These enzymes also release soils and then actively bind them, assisting in breaking down the soil to a material that can be safely and easily flushed down sewers.

### Advantages of Enzymes

1. Cost Reduction - By using Da-Clean products less product will be used. Enzymes will work continuously as long as they have a stable environment.
2. Elimination of equipment damage - Reduces the biofilm growth that can lead to corrosion of metals.

3. Reduces slip & fall accidents - Leaves porous floors, such as quarry tile, residue free. Enzymes burrow into pores to breakdown soils.
4. Energy savings - heat and pressure are not required for enzyme cleaning. This saves money with less energy.

## USES

Use in trigger sprayers, mop buckets, pressure washers, and floor scrubbers. Works great sprayed from a hose with a chemical metering system. Da-Clean Neutral is especially suited for cleaning concrete, quarry tile and other floors with grouting. It also excels at cleaning and deodorizing rest rooms. It neutralizes urine and animal odors. It replaces harsher cleaners just about anywhere for floors, walls, appliances, and equipment with metal, plastic, rubber, glass or ceramic.

## DIRECTIONS

For light soils, dilute 1 ounce per gallon of water. For heavy soils, dilute 2 to 4 ounces per gallon. Diluted enzymes will remain active for up to a week.

## SPECIFICATIONS

Volatile Organic Compounds (VOC): .....0%  
 pH: ..... 7.0 ± 0.5  
 Appearance:..... Violet liquid  
 Odor:..... Lavender-Mint fragrance

**PACKAGING:** One gallon plastic jugs packed four per case. Drums available by special order. All packaging material is recyclable.

Da-Clean Neutral Cleaner.pub - 12/19/12



## ***Da-Clean***<sup>™</sup> ***Series***

### **“BENEFICIAL ENZYME” CLEANER-DEODORIZERS**

- **Safer to use - No caustics, neutral pH, non-flammable**
- **Breaks down grease, fat and oil to water soluble compounds**
- **Prevents fat & grease build-up in traps, lines and septic tanks**
- **Breaks down urine and other odors rather than masking them**
- **Environmentally Friendlier - Biodegradable surfactants and no solvents, acids, or caustics.**

Nature recycles wastes, complex chemicals and dead plant and animal material by using enzymes. Da-Clean Beneficial Enzyme Technology works the same way. Instead of harsh caustics and solvents, Da-Clean utilizes purified enzymes and select surfactants. Worker safety is greatly enhanced.

Enzymes are naturally occurring protein molecules that are present in all living cells and act as catalysts to accelerate biochemical reactions. Enzymes used in detergents are very specific and act to break down a particular substance so it can be easily lifted, and rinsed away. For example, lipase enzymes break down oils and fats, while amylase enzymes break down starches for easier removal from fabrics. Enzymes are critical to the processes of maintaining life and are therefore inherently safe for both the environment and consumer use.

Damon and its technical partners have leveraged their scientific, technical and commercial expertise to bring superior and sustainable cleaning solutions to the market. Adding enzymes already present in nature to readily biodegradable cleaning solutions means superior cleaning and reduced environmental impact. Safer and less toxic cleaning solutions with the same efficacy as classic harsh cleaners.

Beneficial enzymes improve cleaning performance by penetrating deep into fabrics to remove stains and odors from carpets and upholstery.

Enzymes enhance drain cleaning performance by helping to maintain free-flowing drain lines and reduce the organics that can cause malodors and become pest habitats.

Enzymes augment the natural processes already at work in grease traps/interceptors in order to keep them operating efficiently. Fats, oil and grease are not emulsified to a form that can later reform into grease in drains and sewers. Da-Clean uses selected enzymes, surfactants and activators to degrade the fats, oils and grease into products that are no longer able to reform into grease solids in sewers.

Enzymes break down a wide range of wastes and organics helping to reduce both grease trap and septic tank cleaning, maintenance and pumping frequency.

Beneficial enzymes enhance cleaning performance by penetrating deep into the pores of surfaces to degrade a wide range of imbedded residual organic soils. Complete removal of the soil on surfaces leaves no nutrient source for the growth of bacteria and fungi. Thorough Biofilm removal will help Health Care and Food Processing facilities control cross contamination. Biofilm has been proven to support bacteria growth on surfaces and inhibit sanitation efforts.

Beneficial enzymes provide effective odor removal and optimal long-lasting odor control by capturing and degrading odor-causing organics.

Da-Clean products effectively control those undesirable odors present in ammonia, fish, garlic, onion, smoke, and sulfur. Da-Clean controls odors selectively – it eliminates malodors and at the same time, does not affect the desirable odors such as perfumes and fragrances.

Da-Clean products are formulated under strict quality control procedures to assure protection from bacteria inclusion in the enzyme mix and protection of the enzyme activity.

**Da-Clean Products do not contain ACIDS -  
ALKALAIIS - BACTERIA - SOLVENTS - V.O.C.**

Da-Clean enzymes come from beneficial bacteria found in natural ecosystems. The bacteria are grown in a protected industrial setting free of contaminants. The resulting enzymes are purified to remove all biological material. This purity allows these enzymes to be used where even beneficial bacteria are prohibited.

**USES**

Use in trigger sprayers, mop buckets, pressure washers, and floor scrubbers. Works great sprayed from a hose with a chemical metering system. Da-Clean products are especially suited for cleaning concrete, quarry tile, ceramic and other floors with grouting. They also excel at cleaning and

deodorizing rest rooms, carpets, fabrics and resilient tile floors. Excellent for all food preparation, processing and service areas for equipment, floors, walls, refuse containers, wares and utensils. Keeps dairy and fresh produce cases free of odors, flies and drain overflows. Use on appliances, and equipment with metal, plastic, rubber, glass and ceramic parts. Deodorizing and cleaning at farms, kennels, veterinary and doctor's offices, hospitals, nursing homes, apartments, schools is made easy. Industrial processes, sewage treatment, waste management benefit from beneficial enzyme technology. Dumpsters, garbage cans and returnable bottle holding areas smell better and attract less flies. In short, nearly every cleaning or deodorizing task is made easier and safer with Da-Clean beneficial enzyme technology..

Da-Clean Product	Typical Dilution Oz./ Gallon	Where to Use	Comments	Enzyme Activity	pH
<b>Da-Clean A.P.C.</b>	1	Food processing equipment, walls and floors. Laundry pre-soak.	Cleans and rinses well. Removes Biofilm. Fresh fragrance.	Medium	7.0
<b>Da-Clean A.P.C. Foamer</b>	1/2 to 1	Food processing equipment, walls and floors.	Clinging foam version of A.P.C. High solids and foaming surfactants for spray equipment. Removes Biofilm. Fragrance free.	High	8.0
<b>SYNERGY 4 A.P.C.</b>	1/2 to 1	Multi-purpose cleaner-degreaser and deodorizer for use everywhere.	One-product-cleans all. Eliminate most other products. Fresh Linen fragrance.	Medium	7.0
<b>Da-Clean Degreaser</b>	1	Heavy duty degreasing, seafood, skunk, cancer ward, really bad bathroom odors.	Highest enzyme and surfactant levels. Removes Biofilm. Herbal Fragrance.	High	5.0
	2	Carpet extraction cleaner. Good on food stains.			
<b>Da-Clean Neutral</b>	1	Low cost cleaner for bathrooms and health care settings, urine odor.	A low cost per gallon cleaner. Removes Biofilm. Lavender-Mint Fragrance.	Medium	7.0
<b>Da-Clean Ultra</b>	1/2 to 1	Dishes. Pot and pan sink.	Great for grease, oil and egg yolk. Removes Biofilm. Citrus-Floral fragrance.	High	8.0



**PACKAGING:** One gallon plastic jugs. A.P.C. is packed 2 gallons per case and all other products are 4 gallons per case. Drums and totes are available by special order. All packaging materials are recyclable.





# Daco® Cab & Equipment Wash

## A liquid mildly alkaline detergent

**Fast acting - reduces labor**

**Versatile - Safe on painted surfaces and glass**

**Non-Flammable - May be used where flammables cannot**

**Concentrated - Economical to use**

### Description:

Daco Cab & Equipment Wash is a scientifically designed formulation of detergents which is ideal for cleaning truck cabs, fire trucks, cargo trailers, farm equipment, construction equipment and any other painted surface.

### Applications:

Daco Cab & Equipment Wash removes oil, grease, bugs and road film to restore a good looking, clean appearance.

### Dilution:

Dilute Daco Cab & Equipment Wash from 6 ounces (1:22) to 8 ounces (1:16) per Gallon of water. Dilution will vary according to the type and severity of soil on the equipment being cleaned.

### Specifications:

**Safety Data Sheet:** ..... DMN0577

**Appearance:** ..... pinkish-orange liquid

**Odor:** ..... pleasant

**pH:** ..... concentrate 12.0 ± 0.5

**Flash Point:** ..... None

**V.O.C.:** ..... 0.9%

**HMIS® III:**    H:1    F:0    P:0

**GHS Pictogram:**



### Directions:

Use personal protective equipment appropriate for the job. Daco Cab & Equipment Wash is a concentrated cleaner that should be applied using the Damon-Lafferty 1-Way Acid Airless Foamer with hose and wand. Always start at the bottom of the equipment to be washed and work to the top to avoid streaks in the surface, as

you uniformly cover the surface. Rinse well starting at the top and work down to prevent streaking.

### Packaging:

Available in 5 gallon plastic pails and 55 gallon plastic drums ready for immediate shipment. Larger containers are available upon request.



Daco Cab and Equip Wash.pub - 4/11/16





# **Daco® Floor Finish**

**No ammonia odor - pleasant to use**

**High slip resistance - safe for use on most floors**

**Fast drying - maximum labor savings**

**Crystal clear, high gloss polymer - reduces maintenance**

**Ultra high speed for use with machines 1,000 RPM or more**

## **DESCRIPTION**

DACO FLOOR FINISH is a non-yellowing, acrylic, thermoplastic, metal cross-linked ultra high speed floor finish. It is designed to be buffed with electric, battery or propane floor machines of 1,000 RPM or more. It repairs well and may be restored with Ultra-Gloss Restorer. Daco Floor Finish is quick drying, low odor and has high slip resistance.

## **WHERE TO USE**

May be used on vinyl, vinyl asbestos, vinyl composition, and asphalt tile.

## **DIRECTIONS**

### **PREPARATION**

Floors must be clean, dry, and free of old finish or wax before the application of Daco Floor Finish. Strip the floor thoroughly using any of Damon's quality floor strippers following label directions. Rinse until no residue remains.

### **APPLICATION**

Use a clean, broken-in mop or a finish mop and a clean bucket. Line the bucket with a trash liner to prevent contamination of finish and make clean up easier. The initial application will yield better results if four or five medium coats are applied instead of two or three heavy coats. If the floor is porous you will achieve improved results by sealing the floor first with Daco-Pon sealer.

## **HOW TO MAINTAIN**

Dust mop daily to prevent grit from dulling the shine. Depending on the degree of soil, either damp mop, wet mop, or scrub with a floor machine using Ultimet Neutral Cleaner, Ultra-Gloss Neutral Cleaner, Da-Clean Neutral Cleaner or D-C Plus.

## **RESTORING**

Use Final Results or First Light restorer with ultra high speed (1,000 - 3,000 RPM) burnishers.

## **REMOVAL**

Daco Floor Finish can be removed using any of Damon's quality floor strippers.

**PACKAGING:** Five gallon plastic containers. All packaging material is recyclable.

## SPECIFICATIONS

Non-Volatile Solids:.....	15%
Volatile Organic Compounds (VOC) .....	31 g/l - 3.0%
Appearance:.....	White
Odor:.....	Mild
Type:.....	Acrylic co-polymer
Leveling:.....	Good
Recoating and Patching:.....	Superior
Foaming in Bucket:.....	None
Mop Drag:.....	None
Film Dry Time:.....	30 minutes
Walk On Time:.....	30 minutes
Time Before Recoat:.....	30-60 minutes
Time Before Buffing:.....	1 Hour
Film Gloss:.....	High
Film Color Stability:.....	Excellent
Slip Resistance: ASTM D-2407-75 James Machine coefficient .....	0.5 or higher
Scrubbability:.....	Excellent
Film Type:.....	restorable
Resistance to Water:.....	Excellent
Resistance to Scuffing and Heel Marks:.....	Excellent
Durability:.....	Exceptional
Coverage per gallon:.....	1,200 to 2,000 Sq. Ft.
Buffing Speed:.....	1,000 - 3,000 RPM

CAUTION: Floors are slippery when wet. To prevent falls, exercise care when working, wear proper footwear and block off traffic with "Wet Floor" signs until the floor is completely dry. Use only as directed. If in question as to adhesion, a test patch is recommended. Do not mix with any other product because poor performance could result. Do not pour unused product back into the original container.



Damon manufactures a complete line of products for your floor care program. For more information, contact us at 1-800-362-9850 or [info@DamonQ.com](mailto:info@DamonQ.com) or visit [DamonQ.com](http://DamonQ.com).



# Daco® Trailer Wash

**A strong acid cleaner for aluminum**

**Fast acting - Reduces labor cost**

**Safe to use on polished aluminum**

**Non-Flammable - Safer, may be used where flammables cannot**

### Description:

Daco Trailer Wash will not bleach polished aluminum. It is a blend of phosphoric and sulfuric acid that will clean and brighten aluminum.

### Application:

Daco Trailer Wash is a specifically blended formulation to remove oil, grease, road film and moderate oxidation from aluminum trailers.

### Dilution:

Daco Trailer Wash is diluted at 21 ounces per gallon water (1:6) for typical applications.

### Specifications:

**Safety Data Sheet:**..... DMN0580

**Appearance:** ..... clear, colorless liquid

**Odor:** ..... acidic, irritating

**pH:** ..... concentrate 2.0 ± 0.5

**Flash Point:**..... None

**V.O.C.:**..... 0%

**HMIS® III: H:3 F:0 P:1**

**GHS Pictogram:**



### Directions:

Use personal protective equipment appropriate for the job. Daco Trailer Wash is a concentrated cleaner that should be applied using the Damon-Lafferty 1-Way Acid Airless Foamer with hose and wand or with an acid resistant pump sprayer. Always start at the bottom of the equipment to be washed and work to the top to avoid streaks in the surface, as you uniformly cover the surface. Rinse well starting at the top and work down to prevent streaking.

### Packaging:

Available in 5 gallon plastic pails and 55 gallon plastic drums ready for immediate shipment. Larger containers are available upon request.



Daco Trailer Wash.pub 7/19/16



# **DACO<sup>®</sup> ONE-STEP**

## ***Foaming Shower Cleaner and Disinfectant***

**Quick & Easy to Use** - Cleans, disinfects, and deodorizes in one step.

**Versatile** - Cleans soap scum and hard water scale from showers, toilets, and other non-porous surfaces.

**Economical** - The clinging foam reduces labor and over-use of the product.

**Creates a Healthy Environment** - Prevents cross-contamination by bacteria, viruses and fungi such as staph. aureus, HIV, Herpes simplex 1 & 2 and athlete's foot.

### **Description:**

Daco One-Step is a foaming all-in-one shower cleaner, disinfectant, virucide, mildewstat, and deodorizer. It will quickly and easily remove hard water deposits and soap build-up. It works very well as a heavy-duty bathroom cleaner for sinks, toilet bowls, and other hard surfaces. Daco One-Step has a pleasant evergreen fragrance that leaves a fresh, clean scent. The thick foam produced with a foaming sprayer reduces product over-use caused by excessive run-off.

### **Application:**

Daco One-Step is designed for removing soap scum, body oils, and mineral deposits from showers without scouring. It provides hospital grade disinfection as it cleans. Daco One-Step will work very well in industrial shower rooms where a clean environment promotes good worker morale. It lessens cross-contamination of germs and athletes foot fungus reducing sick-time. Daco One-Step will provide these benefits in schools and colleges, protecting the students against the unseen elements found in showers and bathrooms. Daco One-Step is perfect for hospitals and nursing homes because the showers can be cleaned quickly and disinfected efficiently with one product. This creates a labor savings while providing a healthier environment for residents and patients. Daco One-Step works well in health clubs and country clubs where image and appearance are very important. Using Daco One-Step on a regular basis in the showers

and restrooms will help develop a positive on-going membership.

### **Directions:**

Apply to bathtubs, shower stalls, urinals, toilet bowls, walls, floors, and other non-porous inanimate surfaces (such as metal, stainless steel, glazed porcelain, ceramic, and plastic) thoroughly wetting the surfaces. Daco One-Step can be applied with a foaming sprayer, squirt cap, sponge, cloth, bowl mop or used for soaking. To avoid inhaling excessive mist use a foaming trigger sprayer or at least use a very coarse spray.

**Cleaning and general disinfection:** Add 3 oz. per gallon of water and apply. Scrubbing is usually not needed except for heavy build-up. Surfaces must remain wet for 10 minutes for disinfection. Always rinse after the 10 minutes to prevent the drying product from hazing or dulling of shiny surfaces. Surfaces may be wiped dry to eliminate water spots. (For water hardness above 250 ppm, dilute at 4 oz. per gallon of water.) If using for daily cleaning do not exceed the recommended dilution rates to avoid harming grout.

**Toilet bowls:** With standing water, put 3 oz. of concentrate in the bowl and mix. Brush thoroughly around the bowl and under the rim. Allow to stand for at least 10 minutes for disinfection, then flush.



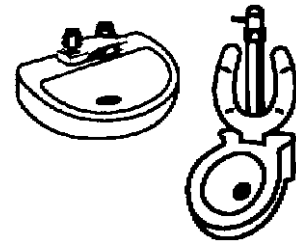


## APPLICATION OPTIONS



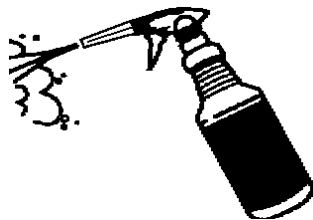
### **SHOWERS**

**Daco® One-Step** works very well through a hose-connected foaming sprayer for use on large vertical surfaces such as shower walls and large tiled bathroom areas. Pour the concentrate into the container. Set the tip at 3 oz. per gallon and hook-up the water supply hose. Spray all surfaces with the foam. Allow to set for 10 minutes for total disinfection as well as cleaning. Then rinse.



### **FIXTURES**

**Daco® One-Step** works well as a total bathroom cleaner for toilet bowls and fixtures. Apply diluted product to the sinks, urinals, and toilets utilizing a bottle equipped with a foaming trigger sprayer. For toilets you can attach a flip-top cap on the spray bottle for applying the solution under the rim. For total disinfection allow solution to set for 10 minutes. Then rinse.



### **NON-POROUS SURFACES**

**Daco® One-Step** can be sprayed on any non-porous surface with a spray bottle equipped with a foaming sprayer. A misting sprayer can be used, but it uses much more product and may create excessive mist in the air. Allow to set for 10 minutes for disinfection. Then rinse.



### **FLOORS**

**Daco® One-Step** can be used on ceramic tile floors where you would need a heavy cleaner for cleaning grout and surface buildup. Apply to the surface with a mop, agitating tough soil and buildup. Allow to set for 10 minutes for disinfection. Then rinse.



# **Daco<sup>®</sup>-Pon Sealer**

**Very Durable- Prevents asphalt sealers from staining floors; Lower floor maintenance expenses**

**Enhances Finish- Improves building appearance**

**Very Safe- Contains no solvents or other flammables**

**Highly Versatile- Compatible with most tile and finishes**

## **DESCRIPTION**

Daco-Pon Sealer is a combination of crystal clear synthetic polymers, emulsified in water. It contains no wax, varnish, lacquer, or other materials which could be classified as harmful to composition floors.

## **WHERE TO USE**

For use on vinyl asbestos, asphalt, terrazzo, and under certain conditions slate, marble, cement, and tile. It is ideal for high traffic areas and areas that require a safe and/or odorless environment.

## **DIRECTIONS**

### **PREPARATION**

The floor must be clean and free from any previous wax or finish. Stripping the floor before application to ensure a clean surface is recommended. Rinse thoroughly to ensure no soap or detergent remains. For vinyl floors, coating a small test patch, before full application, is recommended to make certain Daco-Pon is compatible. See your Damon Representative in regard to any compatibility concerns.

### **APPLICATION**

Apply one thin, even coat across the entire surface, avoiding puddles. Use caution, as the product is very slippery; warning signs are recommended. Allow to dry for half an hour. If a second coat is necessary, wait one whole hour after the first application. Consult your Damon representative for information on our stripping and finishing services.

## **REMOVAL**

Daco-Pon is usually not removed by normal finish stripping leaving the floor ready for re-finishing without another application of sealer. A second stripping with any of Damon's quality strippers will remove the sealer.

## **SPECIFICATIONS:**

Color - white

Odor - low to none

Drying Time - 30 minutes

Recoat Time - 1 hour between coats

Coverage - First Coat: 1,200 to 1,800 square feet per gallon, second coat: 1,800 to 2,000 square feet.

Volatile Organic Compounds (VOC) - 26 g/l - 2.6 %

**PACKAGING:** One gallon plastic jugs packed four per case, five gallon plastic containers, and 55 gallon plastic drums. All packaging material is recyclable.

Daco-Pon.pub/pdf - 5/6/12

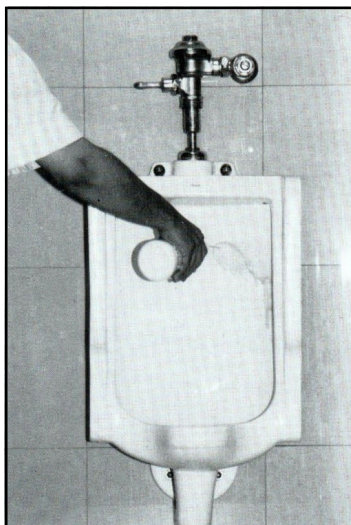


## **DACO<sup>®</sup>-SAN II**

### **DISINFECTANT CLEANER FOR PORCELAIN TOILET BOWLS AND URINALS**

#### **Where to Use:**

- **Bathtubs**
- **Ceramic tile floors**
- **Drinking fountains**
- **Porcelain**
- **Shower tile**
- **Sinks**
- **Toilets**
- **Urinals**



#### **Description:**

This pleasantly scented hospital type disinfectant cleaner contains 9% Hydrochloric Acid, detergents, and quaternary germicides to quickly remove the most stubborn bacteria, rust, scale, stains, water minerals, and urine salts. Broad spectrum activity and organic soil tolerance allow this product to clean, descale, deodorize, and disinfect in one easy step. The thick, clinging formula provides additional contact time on those difficult to clean vertical surfaces. Daco-San II is the perfect product for all porcelain and ceramic tile surfaces.

**Inhibited** to protect plumbing and porcelain.

**Will not** harm septic tank action.

#### **Germicidal activity against:**

- Pseudomonas Aeruginosa
- Salmonella Choleraesuis
- Staphylococcus Aureus
- HIV-1 (AIDS)

**Packaging:** 12 quarts per case

**Directions:** *Read the entire product label before using this product.*

This product is recommended as a part of a complete restroom sanitation program including

products and procedures to provide clean, disinfected and pleasant smelling facilities. Your Damon Industries consultant can help you develop a program to meet your specific needs.

#### To Clean And Disinfect Toilets And Urinals:

Remove water by forcing it over the trap with the swab mop. Saturate the swab with disinfectant cleaner and wet all surfaces thoroughly. It is very important to swab under the rim of the bowl or urinal to clean and disinfect the water outlets. Allow the cleaner to remain for at least 10 minutes until all rust, scale and stains are loosened. Rinse by flushing.

#### To Clean and Disinfect Sinks, Bathtubs, Shower Stalls, Drinking Fountains and Ceramic Tile Floors:

Dilute one part of Daco-San II with two parts of water and apply to wet all surfaces thoroughly using a swab mop, sponge or cloth. Allow the cleaner to remain for at least 10 minutes. Rinse thoroughly with water after cleaning.

#### For Heavily Soiled Areas:

A preliminary cleaning is required before disinfection can occur. At a dilution of one part of disinfectant cleaner to 2 parts water this product has shown broad spectrum activity against micro-organisms commonly found in toilet bowls

and urinals and has been evaluated in the presence of 5% blood serum and been found to be effective against the following organisms by the AOAC Use-Dilution Test:

- PSEUDOMONAS AERUGINOSA
- SALMONELLA CHOLERAESUIS
- STAPHYLOCOCCUS AUREUS

Kills HIV-1 (AIDS) on precleaned environmental surfaces/objects previously soiled with blood/body fluids in health care settings (Hospitals, Nursing Homes) or other settings where there is an expected likelihood of soiling of inanimate surfaces/objects with blood or body fluids, and in which the surfaces/objects likely to be soiled with blood or body fluids can be associated with the potential for the transmission of human immunodeficiency virus Type 1 (HIV-1)(associated with AIDS).

Special Instructions for Cleaning and Decontamination Against HIV-1 of Surfaces/Objects Soiled With Blood/Body Fluids:

Personal Protection: When handling items soiled with blood or body fluids use disposable latex gloves, gowns, masks or eye coverings as the situation merits.

Cleaning Procedures: Blood and other body fluids must be thoroughly cleaned from surfaces and objects before application of this product.

Contact Time: Allow surface to remain wet for 10 minutes.

Disposal of Infectious Materials: Blood and other body fluids should be autoclaved and disposed of according to local regulations for infectious waste disposal.

**PROPERTIES:**

Acid Content.....9% HCl  
Color..... Green  
Detergency..... Excellent  
Flash Point ..... None  
Fragrance .....Sassafras  
Fumes ..... None  
Hard water tolerance..... Excellent  
pH.....<1.5  
Rust removal ..... Excellent  
Shelf life..... 1 year  
Specific gravity ..... 1.05  
Viscosity .....500 centipoise

**ACTIVE INGREDIENTS:**

Octyl decyl dimethyl  
ammonium chloride .....0.015%  
Dioctyl dimethyl  
ammonium chloride .....0.006%  
Didecyl dimethyl  
ammonium chloride .....0.009%  
Alkyl (C<sub>14</sub> 50%, C<sub>12</sub> 40%, C<sub>16</sub> 10%)  
ammonium chloride .....0.020%  
Hydrogen chloride .....9.000%





# ***D-C Cleaner®***

## ***Multi-Purpose Cleaner***

**SAFE - Can be used on any surface without harm**

**Multi-Purpose- Can clean anything from a garage floor to a grand piano**

**NON-FLAMMABLE - Safe for user and environment**

**CONCENTRATED - Economical to use**

### **DESCRIPTION**

Damon D-C CLEANER is a multi-purpose cleaner that cuts through dirt and grime. Its unique formulation leaves no residue, is non-flammable, and contains no dangerous solvents. It is also armed with an "Elbow Grease" feature, which traps dirt and eliminates the need to rinse surfaces after washing, except in the case of very heavy dirt. It can be used to clean almost anything.

### **DIRECTIONS**

Floor Cleaning- Just mop or spray the floor with D-C CLEANER and allow it to soak for 5 to 10 minutes. This time can be reduced to 3 to 5 minutes by using a scrubbing machine or a more concentrated solution. After the soak period, just mop or scrub the D-C CLEANER off the floor and the dirt will follow, leaving a brilliantly clean surface. It also deodorizes, leaving a pleasant sassafras scent.

D-C CLEANER is so versatile that a complete list of directions is too large for inclusion here. Other uses include, but are not limited to: concrete and wood, motor parts, upholstery, food processing equipment, painted walls and woodwork, waxed floors, and more.

### **APPLICATION**

D-C CLEANER can be used on any surface safe to wash. It is easy to dilute to meet the specific nature of a cleaning task. At the proper dilution, there is almost no situation D-C CLEANER can not handle

with efficiency and cost effectiveness.

### **PACKAGING**

D-C CLEANER is conveniently sold in cases of 4 – 1 gallon bottles, 5 gallon pails, and 55 gallon drums. All Damon packaging is recyclable.



D-C.pub/pdf - 2/11/19

# ***WATER-BASED DEGREASERS***

PRODUCT	CHARACTERISTICS	USE	FLASH POINT	CONCENTRATE		
				pH	HEALTH HAZARD	PERSONAL PROTECTIVE EQUIPMENT
<b>AMF-77</b>	Non-Butyl cleaner-degreaser Evaporation: Slow Odor: Slight	Parts, engines, floors, etc. Removes oil, grease, and dirt. May etch aluminum and brass.	None*	13.5	Eye & Skin (2)	Eye protection, rubber gloves, and rubber apron. Eye-wash.
<b>BLANKET WASH WB</b>	Orange Terpenes, with Butyl degreaser. Evaporation: Slow Odor: Orange	Parts cleaning. Removes oil, grease, asphalt, dyes, inks, adhesives and dirt.	120° F.	7	Eye & Skin (2)	Eye protection, rubber gloves.
<b>Can-Do!</b>	Ready-to-use Butyl cleaner-degreaser. Evaporation: Slow Odor: Pungent (Slight lemon.)	Parts, equipment, surfaces, etc. Removes oil, grease, dirt, and some dyes, inks and adhesives.	None	12	Eye & Skin (1)	Eye protection, rubber gloves. Eye-wash.
<b>DA-CLEAN DEGREASER</b>	Neutral enzyme degreaser. Evaporation: Slow Odor: Pleasant	All Surfaces. Removes oil, grease and dirt.	None	7	Eye (0)	None.
<b>ENVIRO-SOLVE</b>	Orange Terpenes and Detergent, cleaner-degreaser. Evaporation: Slow Odor: Orange	Parts cleaning, removes oil, grease, asphalt, dyes, adhesives and dirt.	None**	13	Eye & Skin (2)	Eye protection, rubber gloves, and rubber apron. Eye-wash.
<b>GG-77 and GG-77 Low Foaming</b>	Non-Butyl, caustic cleaner-degreaser Evaporation: Slow Odor: Pungent	Parts, engines, floors, etc. Removes oil, heavy grease, and dirt. May etch aluminum and brass.	None*	13.5	Eye & Skin (3)	Eye protection, rubber gloves, and rubber apron. Eye-wash. No disposable latex gloves.
<b>LMF-77</b>	SF-77 and DC Plus, cleaner-degreaser. Non-butyl Evaporation: Slow Odor: Moderate	Parts, engines, floors, etc. Removes oil, grease, and dirt. May etch aluminum and brass.	None*	12.3	Eye & Skin (2)	Eye protection, rubber gloves, and rubber apron. Eye-wash.
<b>POLY-STRIP</b>	Butyl, monoethanolamine, caustic and detergents.	Parts, engines, floors, etc. Removes oil, heavy grease, and dirt. May etch aluminum and brass.	None*	13.5	Eye & Skin (3)	Eye protection, rubber gloves, and rubber apron. Eye-wash.

## ***WATER-BASED DEGREASERS - Continued***

PRODUCT	CHARACTERISTICS	USE	FLASH POINT	CONCENTRATE		
				pH	HEALTH HAZARD	PERSONAL PROTECTIVE EQUIPMENT
<b>SD-55</b>	SF-77 with Orange Terpenes, cleaner-degreaser. Non-Butyl. Evaporation: Slow Odor: Orange	Parts, engines, floors, etc. Removes oil, heavy grease, asphalt, dyes, adhesives and dirt. May etch aluminum and brass.	None**	13.5	Eye & Skin (3)	Eye protection, rubber gloves, and rubber apron. Eye-wash.
<b>SF-77</b>	Non-Butyl cleaner-degreaser Evaporation: Slow Odor: Pungent	Parts, engines, floors, etc. Removes oil, heavy grease, dirt and some dyes and adhesives. May etch aluminum and brass.	None*	13.5	Eye & Skin (2)	Eye protection, rubber gloves, and rubber apron. Eye-wash.
<p>* Vapors may accumulate in the head space of drums and totes to within flammable limits. Flash point over 150° F.  ** Vapors may accumulate in the head space of drums and totes to within flammable limits. Flash point 120° F.</p>						

## ***SOLVENT DEGREASERS***

PRODUCT	CHARACTERISTICS	USE	FLASH POINT	pH	HEALTH HAZARD	PERSONAL PROTECTIVE EQUIPMENT
<b>DA-PARTS</b>	Petroleum Distillates Evaporation: Moderate Odor: Slight	Parts and equipment. Removes oil, grease, dyes, adhesives and dirt.	120° F.	NA	Eye & Skin (1)	Eye protection, rubber gloves.
<b>DA-PARTS 150</b>	Petroleum Distillates, meets the approval of the FP 140 rule. Evaporation: Slow Odor: Slight	Parts and equipment. Removes oil, grease, dyes, adhesives and dirt.	140° F.	NA	Eye & Skin (1)	Eye protection optional, rubber gloves.
<b>SUN SOL</b>	Orange Terpenes, water emulsifiable, (rinses with water) Evaporation: Moderate Odor: Orange	Parts and equipment. Removes oil, grease, dyes, adhesives and dirt.	112° F.	NA	Eye & Skin (1)	Eye protection, rubber gloves.





# D-Germ

## Phosphoric Acid Bowl, Tile & Porcelain Cleaner

- Thick Clinging Formula reduces product over-use
- Better cleaner than non-acids, but will not harm fabrics
- Multipurpose for many restroom cleaning tasks
- Cleans, disinfects and deodorizes in one step

Specially formulated with a phosphoric acid base and ultra-thick detergent system to thoroughly clean and deodorize a variety of bathroom fixtures and surfaces. The 20% phosphoric acid effectively cleans tough stains and mineral deposits without risk of harm to clothing, chrome surfaces, plastic or stainless steel. Recommended for regular maintenance of a variety of surfaces when a non-acid product is unsuccessful and hydrochloric acid is unacceptable. Eliminates rust, lime, organic deposits and offensive odors from wash basins, bathtubs, shower stalls, drinking fountains, glazed tile, porcelain enamel, toilet bowls and urinals. For use in schools, hospitals, nursing homes, office buildings, universities, institutions, grocery stores, restaurants, manufacturing plants, food plants and hotels & motels.

**EFFICACY DATA:** When used as directed D-Germ demonstrates effective disinfection against *Staphylococcus aureus* and *Salmonella choleraesuis*. Efficacy tests have demonstrated it to be an effective one-step bowl, tile and porcelain cleaner-disinfectant in the presence of organic soil of 5% serum load with a contact time of 10 minutes. A preliminary cleaning is necessary for the removal of gross soil prior to disinfection.

### AREAS OF UTILIZATION

- Interior/Exterior of Toilet Bowls
- Interior/Exterior of Urinals
- Bradley Wash Fountains
- Stainless Steel Drinking Fountains
- Ceramic & Quarry Tile & Grout
- Sinks
- Shower Stalls
- Bathtubs
- Chrome Fixtures
- Porcelain Enamel

### DIRECTIONS FOR USE

#### To clean and disinfect toilet bowls:

1. Remove water from the bowl by forcing over the trap with the bowl mop.
2. Remove excessive water from the mop by pressing it against the side of the bowl.
3. Pour 1 oz. of D-Germ on the mop.
4. Clean the entire unit, especially under the rim at the water outlets.
5. Allow to remain 10 minutes.
6. Flush and rinse out the bowl mop.

#### To clean and disinfect urinals:

1. Pour 1 oz. onto the bowl mop and apply or squirt directly onto the inner surface.
2. Allow to remain 10 minutes.
3. Flush and rinse out the bowl mop.

#### To clean wash basins, bath tubs, shower stalls, drinking fountains, tile, porcelain, enamel and stainless steel:

1. Always dilute D-Germ with 3 parts of water.
2. Do not allow solution to remain on fixtures without immediately rinsing thoroughly with water.

**Packaging:** 6 plastic quarts per case. Flip-up spout cap. All packaging is recyclable.

### Product Data

#### Active Ingredients:

Phosphoric Acid.....	20.00%
n-Alkyl (C <sub>14</sub> 60%, C <sub>16</sub> 30%, C <sub>12</sub> 5%, C <sub>18</sub> 5%) dimethyl benzyl ammonium chlorides.....	0.05%
n-Alkyl (C <sub>12</sub> 68%, C <sub>14</sub> 32%) dimethyl ethylbenzyl ammonium chlorides.....	0.05%

#### EPA Registration:

8155-7-6186

NSF/USDA Rating: C2

Color: Pink liquid

Fragrance: Cherry

DOT Shipping: ORM-D or  
LTD QTY



D-Germ.pub - 4/26/16





# ***Dirt Destroyer Plus<sup>TM</sup>***

## ***Ready-to-use Multi-Purpose Cleaner-Degreaser***

**DI-PHASE CLEANER - Versatile, fast-acting on both grease and dirt**  
**READY-TO-USE - No concentrate to handle, safer for users**  
**UNIQUE SOLVENT SYSTEM - Non-butyl, no health hazards**  
**NON-FLAMMABLE - Safer, may be used where flammables cannot**

Dirt Destroyer Plus is a scientifically formulated, ready-to-use spray cleaner designed for use on most hard surfaces. It has a unique di-phase solvent system that will give you the maximum cleaning action on the most difficult soils and greases. Dirt Destroyer Plus's versatility will help reduce both labor and cleaning product inventories. Use Dirt Destroyer Plus for tough cleaning jobs in industrial plants, restaurants, schools, churches, nursing homes, hospitals, and anywhere water-based spray cleaning products can be used.

With Damon's unique blend of detergents and boosters, Dirt Destroyer Plus has the extra power needed to take on the grimeiest cleaning jobs - like grease, oil, ink, crayon, smoke film, food soil and stains, and some graffiti. And it is non-flammable, dilutes with water and requires no rinsing!

Damon's unique formulation leaves no residue, is non-flammable, dilutes with water, and contains no dangerous solvents.

Dirt Destroyer Plus is the perfect cleaner for stainless steel, aluminum, chrome, Formica, vinyl, and other non-porous surfaces. Before use on painted surfaces, test in an inconspicuous area. Dirt Destroyer Plus excels at removing smoky residues from ceiling light fixtures and non-porous window blinds. It degreases food service equipment and greasy filters quickly and easily. Cleans greasy windows where regular glass cleaner fails.

### **READY-TO-USE FORMULATION**

Dirt Destroyer Plus is stabilized at the correct strength for multi-purpose cleaning

(pH 11.5). No need to take time for mixing and measuring. And no chance of mixing errors - that's safer both for cleaning personnel and for surfaces.

### **DIRECTIONS FOR USE:**

Attach the trigger sprayer to the bottle and spray, no dilution is required. On normal soils, spray and wipe. On heavy grease or black marks, spray and allow to work one minute before wiping. On rough surfaces, a second application may be necessary. Minimal protective equipment is necessary except when spraying above eye level.

### **TECHNICAL DATA:**


Odor - floral fragrance  
Color - light purple  
pH - 11.5 + 0.5  
V.O.Cs. - 0.7% - 6.7g/l

### **PACKAGING:**

Quart plastic decanter bottles packed 12 per case with one trigger sprayer. Packaging material is recyclable.


Dirt Destroyer Plus.pub - 9/10/13

# Disinfectant Characteristics Chart - Influenza A:H1N1

 <b>DAMON INDUSTRIES, INC.</b>	<b>Product</b>	<b>Characteristics</b>	Hospital Disinfectant	Bactericidal	Influenza A & H1N1	HIV-1 (AIDS)	HIV-2 (AIDS)	Herpes Simplex 1 & 2	Hepatitis A	Hepatitis B	Hepatitis C	SARS	TB - Tuberculosis	Polio 1	MRSA	VRE	VISA	E. Coli O157:H7	Listeria monocytogenes	Virucidal	Fungicidal	Fungistat / Mildewstat	Animal-Veterinary Claims	Dilution Rate per gallon for Hospital Disinfection	pH	Fragrance
			X	X	X	X	X	X	X	X	X	X	X	X	X	X	X	X	X	X	X	X	X	X	X	X
	Neutra-Stat® 64	Quat. - neutral - fair cleaner	X	X	X	X		X		X	X				X	X	X		X	X	X	X	X	2 oz.	7	Floral
	Neutra-Stat® 128	Quat. - neutral - fair cleaner	X	X	X	X		X		X	X				X	X	X		X	X	X	X	X	1 oz.	7	Floral
	Neutra-Stat® 256	Quat. - neutral - fair cleaner	X	X	X	X		X		X	X				X	X	X		X	X	X	X	X	1/2 oz.	7	Lemon
	Neutra-Stat® HD	Quat. - neutral - good cleaner	X	X	X	X		X		X					X	X	X			X	X	X		2 oz.	7	Lemon
	Neutra-Stat® TB RTU	Quat. - excellent cleaner	X	X	X	X		X	X	X	X	X	X		X	X	X	X	X	X	X	X	X	RTU	11	Floral
	Neutral Lemon™	Quat. - neutral - good cleaner	X	X	X	X	X	X		X	X				X	X	X		X	X	X	X		2 oz.	7	Lemon
	Sluff® II Foaming Aerosol	Phenolic - excellent cleaner	X	X	X	X		X																RTU	12	Fresh & Clean
	Ster-O-Kem® CDS	Quat. - good cleaner	X	X	X	X		*		X	X			X	X		X			X	X	X	X	2 oz.	10	NONE
	Husky 810 T/B Disinfectant	Phenolic - average cleaner	X	X	X	X		**							X	X				X	X	X	X	1 oz.	10	NONE
	Misty Surface Disinfectant (Viro-Stat)	Aerosol - Phenolic	X	X	X	X		X					X											RTU	11	Fresh & Clean
	Misty Surface Disinfectant II (Q-Sept)	Aerosol - Phenolic	X	X	X	X		X					X											RTU	11	Lemon Fresh

A, A1, A2 and A3 refer to influenza virus. HIV-1 is human immunodeficiency virus 1 (AIDS), MRSA is methicillin resistant staphylococcus aureus. VRE is vancomycin resistant enterococcus faecalis. VISA is vancomycin intermediate resistant staph. aureus. SARS is associated with Coronaviris and Avian Influenza A. TB is tuberculosis. Quat. is quaternary ammonium compound. H2O2 is hydrogen peroxide. \* Herpes Type 1 only. \*\* Herpes Type 2 only. - Data is believed to be accurate, but check current labels for certainty.

# Disinfectant Characteristics Chart

																														
Product	Characteristics	Hospital Disinfectant	Bactericide	Influenza A & H1N1	HIV-1 (AIDS)	HIV-2 (AIDS)	Herpes Simplex 1 & 2	Hepatitis A	Hepatitis B	Hepatitis C	Tuberculosis (TB)	Polio 1	Ebola EPA Protocol met	MRSA	CA-MRSA	MRSE	VRE	VISA	E. Coli O157:H7	Listeria monocytogenes	C-difficile Spores	Virucide	Fungicide	Animal-Veterinary Claims	Dilution Rate per gallon for Hospital Disinfection	pH	Hazard Signal Word §	H.M.I.S. Health III	D.O.T. Hazard Label §§	Fragrance
Synergy Four™ Disinfectant	Quat. - neutral - ave. cleaner	X	X	X	X		X		X	X				X	X		X	X		X		X	X	X	2 oz.	7	D	1	O	Fresh Linen
Neutra-Stat® 64	Quat. - neutral - ave. cleaner	X	X	X	X		X		X	X				X	X		X	X		X		X	X	X	2 oz.	7	D	1	O	Lavender
Neutra-Stat® 128	Quat. - neutral - fair cleaner	X	X	X	X		X		X	X				X	X		X	X		X		X	X	X	1 oz.	7	D	2	O	Lavender
Neutra-Stat® 256	Quat. - neutral - fair cleaner	X	X	X	X		X		X	X				X	X		X	X		X		X	X	X	1/2 oz.	7	D	2	O	Lemon
Neutra-Stat® TB RTU	Quat. - excellent cleaner	X	X	X	X		X	X	X	X		X	X	X	X	X	X	X	X	X	X	X	X	X	RTU	11	C	1		Floral
Neutra-Guard™ - Peracetic Acid / Hydrogen Peroxide - good cleaner		X	X	X	X		X		X	X	X		X	X		X	X		X		X	X	X	4 oz.	1	D	3	OP	Vinegar	
Neutral Lemon™	Quat. - neutral - good cleaner	X	X	X	X	X	X		X	X				X			X	X		X		X	X	2 oz.	7	D	1	O	Lemon	
Pleasant Clean™	Quat. - good cleaner	X	X		X		X							X			X		X		X			RTU	12	C	1		Floral	
One-Step™ Shower Cleaner, Daco	Phosphoric Acid - Quat.	X	X		X		X							X			X		X					3 oz.	2	D	2	OC	Pine	
SSS Foaming Disinfectant Spray	Quat. - excellent cleaner	X	X	X	X		X							X	X		X	X		X		X		RTU	12	W	2		Fresh	
Ster-O-Kem® CDS	Quat. - good cleaner	X	X	X	X		*		X	X		X		X			X		X		X	X	X	2 oz.	10	D	1	OC	NONE	
Winterfect® III	Quat. - Neutral - ave. cleaner	X	X	X	X		X		X	X				X	X		X	X		X		X	X	2 oz.	7	D	1	OC	Wintergreen	
Misty Surface Disinfectant (Viro-Stat)	Aerosol - Phenolic	X	X	X	X		X				X													RTU	11	C			Fresh/Clean	
Misty Surface Disinfectant II (Q-Sept)	Aerosol - Phenolic	X	X	X	X		X				X													RTU	11	C			Lemon	
SSS Disinfectant / Deodorant	Aerosol - Phenolic	X	X		X		X				X													RTU	-	C			Fresh/Clean	
D-Germ™ Bowl / Tile / Porcelain Cleaner	Phosphoric Acid 20%		X																					RTU	<1	D	2	O	Mint	
Daco-San® II Bowl / Urinal Cleaner	Hydrochloric Acid 9.5% - Quat.		X		X									X			X							RTU	<1	D	2	O	Floral	
Emulsion Bowl / Urinal Cleaner	Hydrochloric Acid 23% - Quat.				X																			RTU	<1	D	3	O	Floral	
Carpe Diem Conc. Five 16 - Butcher's	H2O2 4¼% - cleaner-disinf.	X	X	X	X				X	X				X			X					X	X	8 oz.	1	D				
Clorox Disinfecting Spray Aerosol	Quat.	X	X	X			X	X											X	X		X		RTU	9	D			Various	
Lysol Spray Aerosol	Quat.	X	X	X	X		X	X						X			X		X	X		X	X	RTU	10	D			Various	
Lysol Profes. Antibac. All Purp Clnr	Quat. - USDA D1	X	X	X	X		*															X		2 oz.	10	D	3		Citrus	
Oust Aerosol - S.C. Johnson	Quat.		X	X			X													X		X		RTU	8	D			Various	
Envirox Conc 117				X	X		**		X													X		***		C	1		Orange	

A, A1, A2 and A3 refer to influenza virus. HIV-1 is human immunodeficiency virus 1 (AIDS), MRSA is methicillin resistant staphylococcus aureus. MRSE is Methicillin Resistant Staphylococcus epidermidis. VRE is vancomycin resistant enterococcus faecalis. VISA is vancomycin intermediate resistant staph. aureus. SARS is associated with Coronaviris and Avian Influenza A. Quat. is quaternary ammonium compound. H2O2 is hydrogen peroxide. \* Herpes Type 1 only. \*\* Herpes Type 2 only. \*\*\* Not a disinfectant, sanitizes at 10 oz/gal - § Label Hazard Signal Word - C=Caution, W=Warning, D=Danger. Data is believed to be accurate, but check current labels for certainty. §§ D.O.T. Hazard Label (Diamond) - C = Corrosive, F = Flammable, O = Gallons & less ORM-D larger sizes may be corrosive, OP = Organic Peroxide/Corrosive, Ebola effectiveness is indicated if the disinfectant kills norovirus, rotavirus, adenovirus or poliovirus under the EPA interim standards.

## SSS DISINFECTANT DEODORANT

### Features

- Inhibits Mold and Mildew Growth for 7 Days on Hard Surfaces and for 28 Days on Fabric
- Tuberculocidal • Staphylocidal • Bactericidal • Fungicidal • Pseudomonocidal • Virucidal
- Kills Herpes Simplex Virus Type 1 and Type 2 and HIV-1 (AIDS virus) on Environmental Hard Surfaces
- Effective Against Antibiotic Resistant Strains VRE, MRSA, CA-MRSA
- 360° Valve Allows Can to Spray Upside Down

### Description

This product acts within ten minutes to disinfect germ laden surfaces such as refuse cans, toilet seats, telephones, wash basins, urinals, laundry chutes, door knobs, metal beds and springs, wheel chairs, linen carts, hampers, dressing carts, cleanup carts, light switches, office machinery and other equipment after the surface has been properly cleaned. Will reduce the hazard of cross contamination by bacteria from environmental surfaces. Molecular aerosol deodorant attacks malodor at the source. Does not cause anosmia. Suppresses and eliminates odors by chemically neutralizing odor producing materials.

TECHNICAL INFO:		
Physical Properties	Appearance	Spray
	Color	None
	Odor/Fragrance	Fresh/Clean
	pH	10.0-11.0
	Spray Pattern	Mist
Environmental Profile	Glycol Ether Content	No
	Biodegradability	No
	Chlorinated Solvents	No
	Recyclable Packaging	Yes
Regulatory Compliance	% VOC By Weight	84.4
	VOC Restricted Regions	None
	Food Processing Suitability	C1
	EPA #	10807-177
	Flammability per CPSC	Extremely Flammable
	NFPA Code 30B Storage Level	2



Packages Available:







# **Environmental Cleaning & Disinfecting for Ebola - from the CDC & OSHA**

## **CDC - Interim Guidance for Environmental Infection Control in Hospitals for Ebola Virus**

On August 1, 2014, CDC released guidance titled, "Infection Prevention and Control Recommendations for Hospitalized Patients with Known or Suspected Ebola Hemorrhagic Fever in U.S. Hospitals."

### **Transmission**

Ebola viruses are transmitted through direct contact with blood or body fluids/substances (e.g., urine, feces, vomit) of an infected person with symptoms or through exposure to objects (such as needles) that have been contaminated with infected blood or body fluids. The role of the environment in transmission has not been established. Limited laboratory studies under favorable conditions indicate that Ebolavirus can remain viable on solid surfaces, with concentrations falling slowly over several days. In the only study to assess contamination of the patient care environment during an outbreak, virus was not detected in any of 33 samples collected from sites that were not visibly bloody. However, virus was detected on a blood-stained glove and bloody intravenous insertion site. There is no epidemiologic evidence of Ebolavirus transmission via either the environment or fomites that could become contaminated during patient care (e.g., bed rails, door knobs, laundry). However, given the apparent low infectious dose, potential of high virus titers in the blood of ill patients, and disease severity, higher levels of precaution are warranted to reduce the potential risk posed by contaminated surfaces in the patient care environment.

### **Patient Care**

As part of the care of patients who are persons under investigation, or with probable or confirmed Ebola virus infections, hospitals are recommended to:

### **Personal Protective Equipment**

Be sure environmental services staff wear recommended personal protective equipment (PPE) including, at a minimum, disposable gloves, gown (fluid resistant/ impermeable), eye protection (goggles or face shield), and facemask to protect against direct skin and mucous membrane exposure of cleaning chemicals, contamination, and splashes or spatters during environmental cleaning and disinfection activities. Additional barriers (e.g., leg covers, shoe covers) should be used as needed. If reusable heavy-duty gloves are used for cleaning and disinfecting, they should be disinfected and kept in the room or anteroom. Be sure staff are instructed in the proper use of personal protective equipment including safe removal to prevent contaminating themselves or others in the process, and that contaminated equipment is disposed of appropriately. (see question 8).

### **Appropriate Disinfectants**

Use a U.S. Environmental Protection Agency (EPA)-registered hospital disinfectant with a label claim for a non-enveloped virus (e.g., norovirus, rotavirus, adenovirus, poliovirus) to disinfect environmental surfaces in rooms of patients with suspected or confirmed Ebola virus infection. Although there are no products with specific label claims against the Ebola virus, enveloped viruses such as Ebola are susceptible to a broad range of hospital disinfectants used to disinfect hard, non-porous surfaces. In contrast, non-enveloped viruses are more resistant to disinfectants. As a precaution, selection of a disinfectant product with a higher potency than what is normally required for an enveloped virus is being recommended at this time. EPA-registered hospital disinfectants with label claims against non-enveloped viruses (e.g., norovirus, rotavirus, adenovirus, poliovirus) are broadly antiviral and capable of inactivating both enveloped and non-enveloped viruses.

### **Patient Environment**

Avoid contamination of reusable porous surfaces that cannot be made single use. Use only a

mattress and pillow with plastic or other covering that fluids cannot get through. Do not place patients with suspected or confirmed Ebola virus infection in carpeted rooms and remove all upholstered furniture and decorative curtains from patient rooms before use.

### **Laundry**

To reduce exposure among staff to potentially contaminated textiles (cloth products) while laundering, discard all linens, non-fluid-impermeable pillows or mattresses, and textile privacy curtains into the waste stream and dispose of appropriately.

The Ebola virus is classified as a Category A infectious substance by and regulated by the U.S. Department of Transportation's (DOT) Hazardous Materials Regulations (HMR, 49 C.F.R., Parts 171-180). Any item transported offsite for disposal that is contaminated or suspected of being contaminated with a Category A infectious substance must be packaged and transported in accordance with the HMR. This includes medical equipment, sharps, linens, and used health care products (such as soiled absorbent pads or dressings, kidney-shaped emesis pans, portable toilets, used Personal Protection Equipment (gowns, masks, gloves, goggles, face shields, respirators, booties, etc.) or byproducts of cleaning) contaminated or suspected of being contaminated with a Category A infectious substance. (see question 8).

### **Frequently Asked Questions**

1. How can I determine whether a particular EPA-registered hospital disinfectant is appropriate for use in the room of a patient with suspected or confirmed Ebola virus infection?

Begin by looking at the product label or product insert or, if these are not available, search the EPA search engine for this information. Users should be aware that an 'enveloped' or 'non-enveloped virus' designation may not be included on the container label. Instead check the disinfectant's label for at least one of the common non-enveloped viruses (e.g., norovirus, rotavirus, adenovirus, poliovirus).

2. Are there special instructions for cleaning and disinfecting the room of a patient with suspected or confirmed Ebola virus infection?

Daily cleaning and disinfection of hard, non-porous surfaces (e.g., high-touch surfaces such as bed rails and over bed tables, housekeeping surfaces such as floors and counters) should be done. Before disinfecting a surface, cleaning should be performed. In contrast to disinfection where products with specific claims are used, any cleaning product can be used for cleaning tasks. Use cleaning and disinfecting products according to label instructions. Check the disinfectant's label for specific instructions for inactivation of any of the non-enveloped viruses (e.g., norovirus, rotavirus, adenovirus, poliovirus) follow label instructions for use of the product that are specific for inactivation of that virus. Use disposable cleaning cloths, mop cloths, and wipes and dispose of these in leak-proof bags. Use a rigid waste receptacle designed to support the bag to help minimize contamination of the bag's exterior.

3. How should spills of blood or other body substances be managed?

The basic principles for blood or body substance spill management are outlined in the United States Occupational Safety and Health Administration (OSHA) Bloodborne Pathogen Standards (29 CFR 1910.1030).<sup>5</sup> CDC guidelines recommend removal of bulk spill matter, cleaning the site, and then disinfecting the site. For large spills, a chemical disinfectant with sufficient potency is needed to overcome the tendency of proteins in blood and other body substances to neutralize the disinfectant's active ingredient. An EPA-registered hospital disinfectant with label claims for non-enveloped viruses (e.g., norovirus, rotavirus, adenovirus, poliovirus) and instructions for cleaning and decontaminating surfaces or objects soiled with blood or body fluids should be used according to those instructions.

4. How should disposable materials (e.g., any single-use PPE, cleaning cloths, wipes, single-use microfiber cloths, linens, food service) and linens, privacy curtains, and other textiles be managed after their use in the patient room?

These materials should be placed in leak-proof containment and discarded appropriately. To minimize contamination of the exterior of the waste bag, place this bag in a rigid waste receptacle designed for this use. Incineration or autoclaving as a waste treatment process is effective in eliminating viral infectivity and provides waste minimization. If disposal requires transport offsite then this should be done in accordance with the U.S. Department of Transportation's (DOT) Hazardous Materials Regulations (HMR, 49 C.F.R., Parts 171-180).<sup>6</sup> 7 Guidance from DOT has been released for Ebola.

5. Is it safe for Ebola patients to use the bathroom?

Yes. Sanitary sewers may be used for the safe disposal of patient waste. Additionally, sewage handling processes (e.g., anaerobic digestion, composting, and disinfection) in the United States are designed to inactivate infectious agents.

6. How long does the Ebola virus persist in indoor environments?

Only one laboratory study, which was done under environmental conditions that favor virus persistence, has been reported. This study found that under these ideal conditions Ebola virus could remain active for up to six days. In a follow up study, Ebolavirus was found, relative to other enveloped viruses, to be quite sensitive to inactivation by ultraviolet light and drying; yet sub-populations did persist in organic debris.

In the only study to assess contamination of the patient care environment during an outbreak, conducted in an African hospital under "real world conditions", virus was not detected by either nucleic acid amplification or culture in any of 33 samples collected from sites that were not visibly bloody. Virus was detected on a blood-stained glove and bloody intravenous insertion site by nucleic acid amplification, which may detect non-viable virus, but not by culture for live, infectious virus. Based upon these data and what is known regarding the environmental infection control of other enveloped RNA viruses, the expectation is with consistent daily cleaning and disinfection practices in U.S. hospitals that the persistence of Ebola virus in the patient care environment would be short – with 24 hours considered a cautious upper limit.

7. Are wastes generated during delivery of care to Ebola virus-infected patients subject to select agent regulations?

As long as facilities treating Ebola virus-infected patients follow the CDC's Infection Prevention and Control Recommendations for Hospitalized Patients with Known or Suspected Ebola Hemorrhagic Fever in U.S. Hospitals; waste generated during delivery of care to Ebola virus-infected patients would not be subject to Federal select agent regulations (See the exclusion provision 42 CFR § 73.3(d)(1)). However, this would not apply to any facility that intentionally collected or otherwise extracted the Ebola virus from waste generated during the delivery of patient care.

8. Are wastes generated during delivery of care to Ebola virus-infected patients subject to any special transportation requirements?

Yes, wastes contaminated or suspected to be contaminated with Ebola virus must be packaged and transported in accordance U.S. DOT Hazardous Materials Regulations (HMR, 49 C.F.R., Parts 171-180).

Once a patient with suspected Ebola Virus Disease (e.g., Patients under investigation) is no longer suspected to have Ebola Virus disease (EVD) or has ruled out for EVD, their waste materials no longer need to be managed as if contaminated with Ebola Virus.

Link to CDC original - <http://www.cdc.gov/vhf/ebola/hcp/environmental-infection-control-in-hospitals.html>

The disinfectants that Damon has with an EPA approved norovirus kill claim are Neutra-Guard (dilutable), Neutra-Stat TB (ready-to-use) and the Triple-S product, Sanotracin Concentrate. Sanotracin can be used to prepare disposable wipes with the Sanotex Disposable Wipe system. Wipes treated with Sanotracin are good for two weeks.

## **OSHA - Cleaning and Decontamination of Ebola on Surfaces**

### *Guidance for Workers and Employers in Non-Healthcare/Non-Laboratory Settings*

Workers tasked with cleaning surfaces that may be contaminated with Ebola virus, the virus that causes Ebola hemorrhagic fever (EHF), must be protected from exposure. Employers are responsible for ensuring that workers are protected from exposure to Ebola and that workers are not exposed to harmful levels of chemicals used for cleaning and disinfection.

- Immediately clean and disinfect any visible surface contamination from blood, urine, feces, vomit, or other body fluids that may contain Ebola virus.
- Isolate areas of suspected Ebola virus contamination until decontamination is completed to minimize exposure to individuals not performing the work.
- Cover spills with absorbent material (e.g., paper towels), then pour disinfectant on to saturate the area, and allow bleach to soak into spills for at least 30 minutes before cleaning to allow it to kill any virus or other infectious agents that may be present.

- Treat any visible contamination or bulk spill matter with a suitable disinfectant (described on p. 2) before cleaning up and removing bulk material.
- After disinfecting and removing bulk material, clean and decontaminate the surface using the disinfectant.
- Ensure adequate ventilation in areas where workers are using disinfectants, including by opening windows and doors, or using mechanical ventilation equipment.
- In some cases, the use of chemical disinfectants may require an employer to train workers about how to protect themselves against chemical hazards and comply with OSHA 's Hazard Communication, 29 CFR 1910.1200, and other standards.

### **Use appropriate protective equipment**

Employers must select personal protective equipment (PPE) (such as gloves, gowns, goggles and facemasks) that will protect workers against Ebola virus and other hazards to which they may be exposed. Workers must wear PPE to help minimize exposure to the virus via mucous membranes or broken skin. PPE suitable for contact-transmissible diseases, such as Ebola, includes:

- Nitrile gloves (consider using double-gloves for extra protection);
- Fluid-resistant or fluid-impermeable gowns;
- Goggles or face shields; and
- Facemasks that cover the nose and mouth.

Wearing protective sleeve, leg, and shoe coverings or fluid-resistant or fluid-impermeable coveralls further reduces the risk of contact with infectious materials. In some cases, additional respiratory protection (e.g., respirators) may be necessary to protect workers from exposure to Ebola and/or chemical disinfectants.

- Use tools, such as tongs from a spill kit, as much as possible rather than doing cleanup work directly with gloved hands.
- After cleaning and disinfection work is complete, remove PPE as follows: gloves, face shield/

- goggles, gown, and then mask/respirator. Wash hands with soap and water, or use an alcohol-based hand gel if no running water is available. See CDC fact sheet on donning and removal of PPE: [www.cdc.gov/vhf/ebola/pdf/ppe-poster.pdf](http://www.cdc.gov/vhf/ebola/pdf/ppe-poster.pdf).
- Avoid cleaning techniques, such as using pressurized air or water sprays, that may result in the generation of bio-aerosols (aerosolized droplets containing infectious particles that can be inhaled).

### **Disinfectants for Ebola virus**

- Use an EPA-registered disinfectant suitable for non-enveloped viruses (e.g., adenovirus, norovirus, poliovirus) to treat contamination/spills and to disinfect surfaces after bulk spill material has been removed. See [www.epa.gov/oppad001/chemregindex.htm](http://www.epa.gov/oppad001/chemregindex.htm). Follow manufacturer instructions for the specific disinfectant.
- When commercial disinfectant products are unavailable, common household bleach and other appropriate disinfectants may be effective alternatives.
- Use a 1:10 solution of bleach to water (e.g., 1 cup of bleach in 9 cups of water).
- **Never mix chemicals together.** Certain combinations of chemicals can be deadly or can reduce the effectiveness of the disinfectant.

### **Guidelines for waste disposal**

- Soak materials and PPE used in cleanup and decontamination in disinfectant, double-bag, and place in a leak-proof container to further reduce the risk of worker exposure. Use a puncture-proof container for sharps.
- It may be necessary to dispose of contaminated objects with porous surfaces that cannot be disinfected.
- Dispose of waste from surface cleanup in accord with CDC guidelines and the U.S. Department of Transportation's (DOT) Hazardous Materials Regulations (HMR), at [www.cdc.gov/vhf/ebola/hcp](http://www.cdc.gov/vhf/ebola/hcp) and [phmsa.dot.gov/hazmat/transporting-infectious-substances](http://phmsa.dot.gov/hazmat/transporting-infectious-substances).

There is more about using respirators and following other OSHA standards. The link to the entire OSHA Fact Sheet is - [https://www.osha.gov/Publications/OSHA\\_FS-3756.pdf](https://www.osha.gov/Publications/OSHA_FS-3756.pdf)

It is interesting that OSHA tells the worker to use an EPA registered disinfectant in a manner inconsistent with its labeling. EPA fine if you do, OSHA fine if you don't. Soaking for 30 minutes in the disinfectant is not only inconsistent with labeling, it is illogical. Ebola is an enveloped virus and probably killed by any EPA disinfectant. CDC says requiring the higher level non-enveloped virus killer is an added protection. So suggesting that it also needs to be used for 3 to 10 times longer than the EPA established times seems like overkill. OSHA does not cite a study showing why this should be done. Simply following the well proven OSHA Bloodborne Pathogen decontamination procedure should have sufficed. Now there is an additional rule to follow, and train employees about. No reason is given either for the suggestion to double-glove. Perhaps double-gloving with disposable latex, but here they are referring to using Nitrile gloves and double-gloving. The concerns about wearing full suits if spraying disinfectants needs clarification. A spray bottle is not going to aerosolize the virus, but a pressure washer could. But why is pressure a concern with ebola and not with AIDS, HBV or TB? It is up to the facility to determine what levels of protection are appropriate for their circumstances and document the decision-making process in case OSHA asks.



# Emulsion Bowl Cleaner

Hydrochloric Acid 23%

- Super power acid removes rust stains and scale
- Corrosion inhibitors protect chrome and metal plumbing
- Cleans, disinfects and deodorizes in one step

A super-power cleaner designed with a inhibited high acid to instantly remove mineral deposits and heavy soil encrustations without scrubbing. Quickly eliminates rust, lime and uric acid deposits. Eliminates offensive odors. This special formulation is EPA registered to kill harmful bacteria and viruses. Includes safety features such as corrosion inhibitors to protect plumbing. The antibacterial formula destroys many bacteria such as Pseudomonas aeruginosa, Staphylococcus aureus and Salmonella choleraesuis. Will not harm bacteria action of septic tanks. Recommended for periodic use to the interior of toilet bowls and urinals. Hard water areas may require more frequent use of high-acid in conjunction with a low-acid or non-acid toilet bowl cleaner program.

**EFFICACY DATA:** When used as directed D-Germ demonstrates effective disinfection against Staphylococcus aureus and Salmonella choleraesuis and Pseudomonas aeruginosa, qualifying as an EPA Hospital Disinfectant.

## AREAS OF UTILIZATION

Only for use in the interior of Toilet Bowls and Urinals. Use in other applications is at the users risk of damaging surfaces.

- Schools
- Hospitals
- Manufacturing Facilities
- Road Side Public Rest Areas
- Hard Water Geographies
- Universities
- Hotels
- Summer Camps

## DIRECTIONS FOR USE

### To Clean Toilet Bowls and Urinals:

1. Pour 1 to 2 ounces of bowl cleaner on the bowl mop.
2. Clean the entire unit, especially under the rim at the water outlets.
3. Flush the unit.

### To Disinfect Toilet Bowls and Urinals:

A preliminary cleaning is required for the removal of gross filth prior to disinfection.

1. Remove water from the bowl by forcing over
2. The trap with the bowl mop.
3. Remove excess water from applicator by pressing it against the side of bowl.
4. Pour 1 ounce of toilet bowl cleaner on the bowl mop.
5. Clean the entire unit, especially under the rim at the water outlets.
6. Allow to remain 10 minutes.
7. Flush and rinse out the bowl mop.

**Packaging:** 12 plastic quarts per case. Flip-up spout cap. All packaging is recyclable.

### Product Data:

Active Ingredients:

Hydrogen Chloride (hydrochloric acid) ..23.00%  
n-Alkyl (C<sub>14</sub> 50%, C<sub>16</sub> 10%, C<sub>12</sub> 40%)  
dimethyl benzyl ammonium chlorides ..0.05%

EPA Registration: 8155-3-6186

USDA Rating: C2

Bactericidal Activity:

- Staphylococcus aureus
- Salmonella choleraesuis
- Pseudomonas aeruginosa

Virucidal Activity:

- HIV-1 (AIDS Virus)

Organic Soil Tolerance: 5%

Deodorizing Activity

DOT Regulated: ORM-D

Emulsion Bowl Cleaner.pub - 11/16/09



# Synergy Four Disinfectant Versus EnvirOx® Concentrate 117 as a Sanitizer

Use	Synergy Four Hospital Disinfectant	EnvirOx 117 Sanitizer Virucide
Bacteria	Destroys or irreversibly inactivates bacteria	Reduces Bacteria Population.
Viruses	Destroys or irreversibly inactivates viruses	Destroys or irreversibly inactivates viruses
Fungi (Mold, athlete's foot, ringworm)	Destroys or irreversibly inactivates fungi	No claim can be made
	Dilution Rate 2 oz. per gallon	Dilution Rate 10 oz. per gallon
Odors	Deodorizer	Nothing
Carpet	No claim can be made	Sanitizer
Trichophyton mentagrophytes (Athlete's foot fungus)	Kills or inactivates	Nothing
MRSA*	Kills or inactivates	Reduces population
Escherichia coli (E-coli)	Kills or inactivates	Reduces population

\* Methicillin Resistant Staphylococcus Aureus

EnvirOx is a registered trademark of EnvirOx, L.L.C.

## EPA Definitions

<https://www.epa.gov/pesticide-registration/pesticide-registration-manual-chapter-4-additional-considerations>

- **Sanitizer** – A substance, or mixture of substances, that reduces the bacterial population in the inanimate environment by significant numbers, (e.g., 3 log<sub>10</sub> reduction) or more, but does not destroy or eliminate all bacteria. Sanitizers meeting Public Health Ordinances are used on food contact surfaces and are termed sanitizing rinses.
- **Disinfectant** – A substance, or mixture of substances, that destroys or irreversibly inactivates bacteria, fungi and viruses, but not necessarily bacterial spores, in the inanimate environment. EPA registers three types of disinfectants based on the type of efficacy data submitted: Limited, General (or Broad-spectrum), and Hospital.
  - **Limited** - A disinfectant that is effective against only a specific major group of microorganisms (such as gram-positive [e.g., *Staphylococcus aureus*] or gram-negative [e.g., *Salmonella enterica*] bacteria) is considered to be a limited disinfectant.
  - **General or Broad-spectrum** – A disinfectant that is effective against both gram-positive and gram-negative bacteria (*Staphylococcus aureus* and *Salmonella enterica*) is considered to be a general or broad spectrum disinfectant. General or broad spectrum disinfectants have a wide variety of uses in residential, commercial, institutional, and other sites.
  - **Hospital** - A disinfectant that is a general or broad-spectrum disinfectant and also is effective against the nosocomial bacterial pathogen *Pseudomonas aeruginosa* is a Hospital disinfectant. These disinfectants are generally for use in hospitals, clinics, dental offices, or other health care related facilities.
- **Fungicide** – A substance, or mixture of substances, that destroys fungi (including yeasts) and fungal spores pathogenic to man or other animals in the inanimate environment.
- **Tuberculocide** – A substance, or mixture of substances, that destroys or irreversibly inactivates tubercule bacilli in the inanimate environment.
- **Virucide** – A substance, or mixture of substances, that destroys or irreversibly inactivates viruses in the inanimate environment.

## ***Enzyme Products***

<b>Da-Clean Product</b>	<b>Dilutions Ounces per Gallon</b>	<b>Where to Use</b>	<b>Comments</b>	<b>Enzymes</b>	<b>Solids</b>	<b>pH</b>	<b>DFE*</b>
<b>A.P.C.</b>	1 oz.	Food equipment	High level of wetting agents	5%	14%	7.0	Yes
<b>Ultra</b>	1/2 to 1 oz.	Dishes - pot and pan sink	Lark Pot & Pan formula with enzymes	10%	22%	8.0	Pending
<b>A.P.C. Foamer</b>	1/2 to 1 oz.	High foaming version of A.P.C., clings to walls, etc.	High solids and foaming surfactants for spray equipment	10%	20%	8.0	No
<b>Degreaser</b>	1 oz. for - 2 oz. for -	Surface degreasing of natural fats and oils Carpet extraction cleaner	High surfactant and enzyme levels	10%	10%	5.0	No
<b>Neutral</b>	1 oz.	Low cost cleaner for bathrooms and health care	Low solids and enzymes for economical product	5%	2-3%	7.0	No
<b>Deodorant</b>	1 oz.	Multi-use deodorant – trash chutes in buildings	Primarily a deodorant, not a cleaner	10%	1-2%	6.0	No
<b>DO-10 Deodorant</b>	1 oz.	Strong odor for industrial strength odors	Primary a deodorant, not a cleaner	10%	1-2%	6.0	No

\* EPA Design for the Environment



# Fast Break™

## Life-Extending Finished Wood Floor Cleaner

- Maintains coating flexibility to extend floor life.
- No-rinse, neutral pH cleaner for damp mopping or scrubbing of finished wood floors.
- Economical 2 ounces per gallon dilution.
- High Bio-based content (51%-90%).

### Description

Specially formulated to work with Slam-Dunk's unique polymer technology, this restorative cleaner promotes bond resilience and durability in the finish while extending the life of the floor itself. Its no-rinse, neutral formulation makes it ultra-simple to use.

### General Directions

For use on all surfaces not harmed by water. Dilute with cold water.

### Dilutions

Damp Mopping ..... 2 oz./gal. (1:64)


Auto-Scrubbing..... 2 oz./gal. (1:64)

All Purpose ..... 2-4 oz./gal. (1:64-1:32)

**CAUTION:** Avoid saturating wood floors with cleaning solution. Be sure mops are thoroughly wrung out and auto-scrubbers are in good working order. Do not use on unfinished or poorly finished wood floors.

### Properties

- Type - Synthetic Detergent
- Form - Clear Liquid
- Odor - Fresh
- Color - Orange
- Weight per Gallon - 8.41 Lbs.
- pH - 7 - 8
- Freeze/Thaw - Passes 3 Cycles



FastBreak.pub - 7/20/12



# **FINAL RESULT™**

## **FLOOR FINISH RESTORER**

**Extends the time between deep scrubbing/recoating and stripping/  
recoating, reducing labor costs and down-time of floors**

**Produces and maintains the highest gloss, wet-look**

**May be mopped on or applied with an auto scrubber**

### **DESCRIPTION**

Final Result is a maintenance product that enhances the surface and shine of most synthetic floor finishes. It cleans, repairs and restores a brilliant gloss to heavily trafficked floors. It extends the time between finish recoating by adding finish to the floor, replacing finish lost due to traffic.

### **WHERE TO USE**

Designed for vinyl composition tile, terrazzo and concrete floors. Best results are achieved with ultra-hi-speed burnishes of 1,000 RPM or more. Recommended for use starting a few days after application of floor finish and then 2 to 4 times per week for gloss maintenance.

### **DIRECTIONS**

#### **HAND MOPPING APPLICATION**

##### **SUPPLIES NEEDED**

Finish Mop  
Bucket & Wringer or Auto Scrubber  
Burnisher  
Genie or M/A Blue Blend Pads

The floor must be thoroughly clean before using Final Result. If this product is applied to a dirty floor the burnishing step will fuse the dirt into the finish.

Clean the floor by mopping with a solution of Ultra-Gloss Neutral Cleaner, Da-Clean Neutral Cleaner, M.P.C. or D-C Plus and cold water. Or clean with an auto scrubber.

After the floor has been thoroughly cleaned, prepare a clean mop bucket to with 1 gallon of Final Result to 4 to 8 gallons of cold water (1:4 to 1:8). The amount of Final Result added is relative to how dirty the floor is and how much finish has been lost due to traffic. Less is normally better. The best dilution can be determined after the first few times the product is used.

Using a clean finish mop, dip the mop and

wring. Apply a thin to moderate coat of Final Result to all buffable areas of the floor. Do not apply to edges of the floor. Avoid puddles.

Allow Final Result to dry completely before burnishing. Drying time should be about 15 minutes. The floor must be dry before burnishing. If longer drying time is required the solution was laid too heavily.

Burnish the floor to a high gloss using a propane buffer or an ultra-hi-speed electric burnisher. Use a Damon Genie Pad or an M/A Blue Blend pad. Change or flip the pad to a clean side every 500 to 1,000 square feet. Changing and flipping the pads will prevent dusting. After burnishing, dust mop the floor with an un-treated dust mop.

Clean & store pads and equipment properly.

#### **ONE-STEP CLEAN & APPLY AUTO SCRUBBER APPLICATION**

##### **SUPPLIES NEEDED**

Auto Scrubber  
Scrubbing Pads (green, blue, etc.)  
Finish Mop  
Bucket & Wringer  
Burnisher  
Genie or M/A Blue Blend Pads

Add 2 to 4 ounces of Final Result for each gallon of cold water in the solution tank. The amount of Final Result added is relative to how dirty the floor is and how much finish has been lost due to traffic. Less is normally better. The best dilution can be determined after the first few times the product is used.

Scrub in a single pass releasing enough solution to loosen dirt. In areas that are heavily soiled do a doubled pass releasing the solution with the squeegee up on the first pass and picking it up on the second pass.

Follow the scrubber with a wet mop, damp with cold water, picking up any puddles or streaks.



Puddled solution that is allowed to dry may not burnish to the desired high gloss. Allow Final Result to dry completely before burnishing. Drying time should be no more than about 15 minutes.

Burnish the floor to a high gloss using a propane buffer or an ultra-hi-speed electric burnisher. Use a Damon Genie Pad or an M/A Blue Blend pad. Change or flip the pad to a clean side every 500 to 1,000 square feet. Changing and flipping the pads will prevent dusting. After burnishing, dust mop the floor with an un-treated dust mop.

Clean and store pads and equipment properly.

## PACKAGING

Case of 4 one gallon jugs. Packaging material is recyclable.

## SPECIFICATIONS

Average static coefficient of friction by A.S.T.M D-2047-75 James Machine is 0.70.

Volatile Organic Compounds (V.O.C.) 14 g/l - 1.4%

A greenish-white liquid with a mild cherry fragrance.

**CAUTION:** Floors are slippery when wet. To prevent falls, exercise care when working, wear proper footwear and block off traffic with "Wet Floor" signs until the floor is completely dry. Use only as directed. If in question as to adhesion, a test patch is recommended. Do not mix with any other product because poor performance could result. Do not pour unused product back into the original container.



Damon manufactures a complete line of products for your floor care program. For more information, contact us at 1-800-362-9850 or [info@DamonQ.com](mailto:info@DamonQ.com) or visit [DamonQ.com](http://DamonQ.com).



# Fine 'n' Shine™

## Specialty Plastic Cleaner, Polish and Restorer

**No solvents** - Safe for any plastic or surface.

**Proprietary polymer** - Restores clarity to a degree, depending on the type of plastic and how bad the haze and scratches are.

**Leaves surfaces static-free** - dust is not attracted as quickly.

**Easy to use and pleasant smelling.**

Fine 'n' Shine is a remarkable cleaner designed to protect and restore clear plastics. It contains no solvents or petroleum distillates that can cloud, haze or cause craze cracking of plastics. Besides clear plastics it also cleans and polishes any plastic, Formica, glass, metal, tile or painted surface.

Fine 'n' shine also contains a proprietary ingredient to help restore the clarity of plastics that have been cleaned with the wrong chemicals. Moderate hazing and light scratches are made less visible. Sometimes results are amazing, other times not so visible. It depends on the plastic and the severity of the damage. At the very least, the damage will not get any worse because you are using the safest cleaner.

Surfaces polished with Fine 'n' Shine are neutralized to attract less dust. This is especially helpful for museum and gallery displays with plastic protection or cases.

### WHERE TO USE

- Boats
- Motorcycles
- Aircraft
- Salad bar protectors
- Display cases
- Dashboards, instrument panels
- Plastic windows and doors
- Eyewear, goggles, safety glasses
- Glass doors, brass hardware
- And a multitude of other places

Do away with clouding, scratches, finger-prints, dust and grime. Spray a mist of Fine 'n' Shine on the surface and polish it dry. You instantly restore the shine and insure longer service from your fixtures and equipment.

In the marine field, Fine 'n' Shine cleans those cloudy side and aft curtain windows or "eising glass". Now you can feel safe and sure with improved visibility during storms. Great for

windshields and instrument panels too.

Fine 'n' Shine gives motorcyclists and snow-mobilers clean and haze-free windshields. Bugs are easier to clean off too. Don't forget to use Fine 'n' Shine on your helmet visor and goggles.

With its solvent-free formula, Fine 'n' Shine meets the test for aircraft canopy cleaning. Improves vision and prolongs the life of materials for safety and economy.

Building maintenance - Having problems with acrylics, Plexiglas, Lexan® and other plastics? And what about glass doors and brass push-plates? Fine 'n' Shine not only cleans these with ease, it leaves a molecular barrier that helps reduce finger-smudging. It also shines Formica, wood and painted surfaces as well.

The plastic guard over salad bars, the "sneeze guard", will stay smudge-free longer when cleaned and polished with Fine 'n' Shine.

### SPECIFICATIONS

pH .....	10.5
VOCs (volatile organic compounds)..	0.2% - 2.1g/l
Color .....	pink
Odor .....	mild
Toxicity .....	low

### PACKAGING

One quart plastic bottles packed six per case with one trigger sprayer. All packaging material is recyclable.



# ***First Impression***™

## **High Gloss, Long Wearing Floor Finish**

**Crystal clear, high gloss polymer - enhances appearance**

**High slip resistance - safe for use on most floors**

**Long wearing - reduces maintenance costs**

**Fast drying - maximum labor savings**

### **DESCRIPTION**

FIRST IMPRESSION is a high gloss, high solids, exceptionally durable floor finish which maintains its shine with minimal effort. It is based on an entirely new concept developed at Damon Industries. First Impression combines both large and small polymer molecules for the best characteristics of both. Larger molecules strip easier and give higher gloss. Smaller molecules bond to the floor better and level better. Its 24% solids saves labor as fewer coats are needed than with other finishes.

### **WHERE TO USE**

First Impression may be used on vinyl, vinyl asbestos, vinyl composition, terrazzo and asphalt tile floors.

### **DIRECTIONS**

#### **PREPARATION**

Floors must be clean, dry, and free of old finish or wax before the application of First Impression. Strip the floor thoroughly using any of Damon's quality floor strippers following label directions. Rinse until no residue remains.

#### **APPLICATION**

Use a clean, broken-in mop or a finish mop and a clean bucket. Line the bucket with a trash liner to prevent contamination of finish and make clean up easier. The initial application will yield better results if four or five medium coats are applied instead of two or three

heavy coats.

### **HOW TO MAINTAIN**

Dust mop daily to prevent grit from dulling the shine. Depending on the degree of soil, either damp mop, wet mop, or scrub with a floor machine using Ultimet Neutral Cleaner, Ultra-Gloss Neutral Cleaner, Da-Clean Neutral Cleaner or D-C Plus.

### **RESTORING**

Use Final Results restorer with ultra high speed (1,000 - 3,000 RPM) burnishers.

### **REMOVAL**

First Impression can be removed using any of Damon's quality floor strippers.

**PACKAGING:** One gallon plastic jugs packed four per case, five gallon plastic containers, and 55 gallon plastic drums. All packaging material is recyclable.





## SPECIFICATIONS

Non-Volatile Solids:.....	24%
Volatile Organic Compounds (VOC) .....	48 g/l - 4.6%
Appearance:.....	White
Odor:.....	Mild
Type:.....	Acrylic co-polymer
Leveling:.....	Superior
Recoating:.....	Superior
Foaming in Bucket:.....	None
Mop Drag:.....	None
Film Dry Time:.....	15 minutes
Walk On Time:.....	30 minutes
Time Before Recoat:.....	30 minutes
Time Before Buffing:.....	1 Hour
Film Gloss:.....	High
Film Color Stability:.....	Excellent
Slip Resistance: ASTM D-2407-75 James Machine coefficient .....	0.6 or higher
Scrubbability:.....	Excellent
Film Type:.....	restorable
Resistance to Water:.....	Excellent
Resistance to Scuffing and Heel Marks:.....	Excellent
Durability:.....	Exceptional
Coverage per gallon:.....	1,200 to 2,000 Sq. Ft.
Buffing Speed:.....	1,000 - 3,000 RPM

CAUTION: Floors are slippery when wet. To prevent falls, exercise care when working, wear proper footwear and block off traffic with "Wet Floor" signs until the floor is completely dry. Use only as directed. If in question as to adhesion, a test patch is recommended. Do not mix with any other product because poor performance could result. Do not pour unused product back into the original container.



Damon manufactures a complete line of products for your floor care program. For more information, contact us at 1-800-362-9850 or [info@DamonQ.com](mailto:info@DamonQ.com) or visit [DamonQ.com](http://DamonQ.com).



# **FIRST LIGHT™**

## **FLOOR FINISH DRESSING**

**Extends the time between deep scrubbing/recoating and stripping/  
recoating, reducing labor costs and down-time of floors  
Produces and maintains the highest gloss, wet-look  
Most effective cleaner/restorer for use with an auto scrubber**

### **DESCRIPTION**

First Light is a maintenance product that enhances the surface and shine of most synthetic floor finishes. It cleans, repairs and restores a brilliant gloss to heavily trafficked floors. It extends the time between finish recoating by adding finish to the floor, replacing finish lost due to traffic. First Light is a more effective cleaner than Final Result or Ultra-Gloss Restorer.

### **WHERE TO USE**

Designed for vinyl composition tile, terrazzo and concrete floors. Best results are achieved with ultra-hi-speed burnishes of 1,000 RPM or more. Recommended for use starting a few days after application of floor finish and then 2 to 4 times per week for gloss maintenance.

### **DIRECTIONS**

#### **ONE-STEP CLEAN & APPLY USING AN AUTO SCRUBBER**

#### **SUPPLIES NEEDED**

- Auto Scrubber
- Scrubbing Pads (green, blue, etc.)
- Finish Mop
- Bucket & Wringer
- Burnisher
- Genie or M/A Blue Blend Pads

Although First Light is a more effective cleaner than Final Result or Ultra-Gloss Restorer, heavily soiled floors may require pre-cleaning. Clean the floor first with a solution of Ultra-Gloss Neutral Cleaner, Da-Clean Neutral Cleaner, M.P.C. or D-C Plus and cold water.

Add 4 ounces of First Light for each gallon of cold water in the solution tank.

Scrub in a single pass releasing enough solution to loosen dirt.

Follow the scrubber with a wet mop, damp with cold water, picking up any puddles or streaks. Puddled solution that is allowed to dry may not

burnish to the desired high gloss. Allow First Light to dry completely before burnishing. Drying time should be no more than about 15 minutes.

Burnish the floor to a high gloss using a propane buffer or an ultra-hi-speed electric burnisher. Use a Damon Genie Pad or an M/A Blue Blend pad. Change or flip the pad to a clean side every 500 to 1,000 square feet. Changing and flipping the pads will prevent dusting. After burnishing, dust mop the floor with an un-treated dust mop.

Clean & store pads and equipment properly.

### **PACKAGING**

Case of 4 one gallon jugs. Packaging material is recyclable.

### **SPECIFICATIONS**

Average static coefficient of friction by A.S.T.M D-2047-75 James Machine is 0.70.

Volatile Organic Compounds (V.O.C.) 14 g/l - 1.4 %

Colorless liquid with mild floral odor.



First Light.pub - 7/24/12



## ***Damon Floor Pads***

<b>Application</b>	<b>Pad Name</b>	<b>Pad Color</b>	<b>Machine RPM.</b>	<b>Results</b>
<b><u>Stripping</u></b> To Remove the existing sealer and finish	<b>3M High Productivity Pad</b> <i>(Formerly 3M Hi- Pro Pad)</i>	Black	Low Speed 175-600 RPM Rotary or Automatic	Quick & Thorough for Heavy Build-up Reduced Pad Load up
	<b>3M 7200 Black Strip Pad</b> <i>(Formerly 3M Thickline Strip)</i>	Black	Low Speed 175-600 RPM Rotary or Automatic	The Standard of the industry, all pads are compared to this
	<b>3M 7100 Brown Strip Pad</b>	Brown	Low Speed 175-600 RPM Rotary or Automatic	Wet or Dry Stripping, The least aggressive Pad for stripping
	<b>SSS Brown Strip Pad</b>	Brown	Low Speed 175-600 RPM Rotary or Automatic	Wet or Dry Stripping, The least aggressive Pad for stripping
	<b>3M Scotch Mesh Screen Discs</b>	Gray/ Black	Low Speed 175-600 RPM	Normally used in wet or dry preparation of wood surfaces, In extreme cases used on terrazzo
<b><u>Scrubbing</u></b> Removes a light amount of finish	<b>3M Blue Cleaner Pad</b>	Blue	Low Speed 175-600 RPM Rotary or Automatic	Done Prior to replacing worn finish, or to deep clean the surface
	<b>SSS Blue Cleaner Pad</b>	Blue	Low Speed 175-600 RPM Rotary or Automatic	Done Prior to replacing worn finish, or to deep clean the surface
<b><u>Cleaning</u></b> Removing light soil and contaminants	<b>3M 5100 Red Buffer Pad</b>	Red	Low Speed 175-600 RPM Rotary or Automatic	Light Scrubbing cleans without dulling the finish
	<b>SSS Red Buffer Pad</b>	Red	Low Speed 175-600 RPM Rotary or Automatic	Light Scrubbing cleans without dulling the finish
	<b>SSS T- Gray Scrub Pads</b> <i>(Formerly 3M Topline Pre-Burnish Pads)</i>	Gray	Low Speed 175-600 RPM Rotary or Automatic	Light Scrubbing before burnishing, Minimal finish removal
<b><u>Buff/Spray Buff</u></b> To Remove Scuffs and Black Heel Marks. Enhance the floors appearance	<b>3M 5100 Red Buff</b>	Red	Low Speed 175-600 RPM Rotary	Cleans when damp/ Buffs when dry
	<b>SSS Red Buff Pad</b>	Red	Low Speed 175-600 RPM Rotary	Cleans when damp/ Buffs when dry
	<b>3M 4100 White Polish Pad</b>	White	Low Speed 175-600 RPM Rotary	To Buff Softer Finishes, and Buff soft wax on wood floors
	<b>SSS White Polish Pad</b>	White	Low Speed 175-600 RPM Rotary	To Buff Softer Finishes, and Buff soft wax on wood floors
	<b>SSS 100D Poly Thermal</b>	Beige	600-1500 RPM Rotary Electric	Best on Soft to Medium Hardness of Finishes
	<b>SSS Yellow High Speed Pad</b>	Yellow	600-1500 RPM Rotary Electric	Best on Soft to Medium Hardness of Finishes

## ***Damon Burnishing Pads***

Burnishing is applying heat and friction using ultra high speed machines to produce a “high” Shine and to harden the finish. It also “levels” the finish.

<b>Procedure</b>	<b>Pads</b>	<b>Recommended Equipment</b>	<b>RPM</b>	<b>Application and result</b>
<b><u>Scuff and Mark Removal</u></b>	<b>M/A+Blue Blend Pad (Blue)</b> <i>(Formerly 3M 3500 Natural Blend Tan Pad)</i>	Electric Battery Propane	1500 RPM and up	For harder finishes and higher traffic areas. Removes marks and scratches
	<b>3M 3400 Tan Burnish Pad (Tan)</b> <i>(Formerly Ultra High Speed Tan Buff Pads)</i>	Electric Battery Propane	1500 RPM and up	Harder finishes and high traffic areas. Produces a wet look appearance. Excellent Pad durability.
	<b>3M 3600 Eraser Pad (pink)</b>	Electric Battery Propane	1500 RPM and up	For best removal of scuff marks, while burnishing for shine.
<b><u>Best Gloss</u></b>	<b>3M 3200 Topline Burnish Pads (peach)</b>	Electric Battery Propane	1500 RPM and up	Works best on floors with a good base coat. restores gloss in one pass. Use the pre burnish pad and restorer.
	<b>SSS Beige Poly thermal Buff Pad (beige)</b>	Electric Battery Propane	1500 RPM and up	Rubberized binders to generate heat. Works well with propanes
	<b>UHS Natural Light Pads (beige)</b> <i>(Formerly Gorilla, Genie Pads)</i>	Electric Battery Propane	1500 RPM and up	Natural blend, aggressive for use on medium to hard finishes.
<b><u>Soft Finishes</u></b>	<b>3M 3100 Aqua Burnish Pad (aqua)</b> <i>(Formerly Ultra High Speed Aqua Buff Pads)</i>	Electric Battery Propane	1500 RPM and up	Produces a brilliant gloss. Exceptional durability and pad life

# ***Floor Problems Fact Sheet***

## **Excessive Black Marking:**

Quite often an excessive amount of black marking is an indication that the finish is not heavy enough to stand up under the traffic flowing over it. Perhaps your floors are slightly porous, not adequately sealed, and tend to absorb the finish as it is applied. Or, it could be that you just didn't put enough coats down to handle the job.

## **Poor Gloss:**

Make sure that the floor is thoroughly cleaned and rinsed and that ample time is allowed for it to dry completely before the finish is applied. Check your applicator. A dirty applicator can impair the quality of your finish. If your floors are old and worn they may be porous and should be sealed before the finishing operation.

## **Powdering:**

Applying a different, incompatible finish over an existing finish may cause powdering. It will tend to flake off and break up into small particles and form a powder on your floor. If the finish dries too fast it will almost always cause powdering. Do not use fans to speed drying. If possible, shut off air vents that blow directly on floors. Freezer and cooler fans may blow air on floors causing rapid drying. (See page 3 for more on powdering.)

## **Discoloring of Light Floors:**

Burnishing dirty floors is the major cause of darkening. Improperly rinsing and drying before the finish is applied may cause discoloration. Tracking in of asphalt from new or re-sealed asphalt causes yellow-brown stains. Asphalt may penetrate finish and stain floor tile unless the floor has been sealed first with Daco-Pon Sealer.

## **Floor Sticky or Tacky:**

This condition is often caused by applying too much finish, insufficient rinsing or the finish was applied over an oily film. Extra humid weather or concentrated heat areas from heating coils in the floor are other possibilities. Make sure the floor is thoroughly cleaned and dry. Follow the instructions on the label for the best results.

**Whitening or Bleaching:**

Whitening or color fading is usually caused by over-zealous maintenance procedures. Excessive hot water, harsh alkalis, or solvents used in cleaning often attack the tile and cause its natural color to fade leaving a whitening effect. Whitening will also occur if the finish is applied on damp floors or on floors that have not been completely cleaned of stripper materials. Baseboard strippers are often a problem if over-used. Bleaching can often be fixed by using Color-Back.

**Streaks and Uneven Film (Poor Leveling):**

An uneven sub-floor or a poorly stripped floor will prevent the finish from forming a smooth, even coating. An improperly rinsed floor that has a alkali residue or a film of oil left when the finish is applied can produce poor leveling giving streaks or beads. Uneven application or going back over partially dry finish may cause streaks and mop swirl marks.

**Water Spotting:**

Temperature during application often has an effect on the quality of the finish. Humid weather may result in sticky or tacky finish. And if the finish is applied in an area where the temperature is low, the finish should be susceptible to water spotting.

**Loose Tiles:**

Several factors contribute to this hazardous condition. Poor sub-flooring, moisture coming up through the floor, the use of the wrong adhesive when the tiles were set and aging may cause loose tile. Use of too much water in cleaning and stripping, use of a cleaner that attacks the adhesive may cause curling of corners of the tile.

**Cracked or Dried-Out Rubber, Linoleum or Asphalt Floors:**

Excessive use of water, especially hot water, may cause loosening of the adhesives which will eventually lead to cracking. Excessive use of high alkali cleaners should also be avoided.

# ***Causes of Floor Finish Powdering and the Solutions to Each Cause***

Cause: ----- Inadequate rinsing following stripping or scrubbing operations.

Solution: ----- Damp mop rinse with two rinses, one warm water and the other cold water.

Cause: ----- Low humidity.

Solution: ----- Use a softer or more buffable floor finish.

Cause: ----- Low percentage of solids in floor finish (Bid situations).

Solution: ----- Specify a solids content of at least 15%

Cause: ----- Cold floors such as ground floors or in the frozen food aisle of a grocery store.

Solution: ----- Use a softer floor finish.

Cause: ----- Airborne dust and dirt during recoating causing a layering effect.

Solution: ----- Close windows and doors.

Cause: ----- Too aggressive a pad or brush used for polishing.

Solution: ----- Use a less aggressive pad or brush.

Cause: ----- Polishing or spray-cleaning before floor finish is cured.

Solution: ----- Wait 72 hours after recoating before burnishing or spray-buffing.

Cause: ----- Tracking in of salt or sand.

Solution: ----- Use walk-off mats to reduce or eliminate trackage.

Cause: ----- Aging of floor finish (brittleness).

Solution: ----- Strip and recoat.



**DAMON INDUSTRIES, INC.  
FLOOR STRIPPERS**

PRODUCT	CHARACTERISTICS	DILUTION	pH	ODOR	WATER TEMP.	PERSONAL PROTECTIVE EQUIPMENT *
<b>FLOOR FINISH STRIPPERS</b>						
<b>Accelerate II</b>	Butyl and moderate caustic stripper. Easy to rinse and fast acting. Aggressive stripping action.	Heavy 1:2 Medium 1:3	12.0	Moderate	COLD	Rubber gloves, safety glasses, non-slip impervious shoes or boots, well ventilated room
<b>Accelerate Free</b>	Non-butyl stripper. _____ _____	Heavy 1:2 Medium 1:3	11.0	Mild	COLD	Rubber gloves, safety glasses, non-slip impervious shoes or boots, well ventilated room
<b>Daco Super Strip</b>	Highest butyl and moderate caustic stripper. Easy to rinse and fast acting. Most aggressive stripping action.	Heavy 1:2 Medium 1:3	13.5	Moderate	COLD	Rubber gloves, safety glasses, non-slip impervious shoes or boots, well ventilated room
<b>Poly Strip</b>	Concentrated butyl cleaner and stripper. Least aggressive.	1:10	13.5	Low	COLD	Rubber gloves, safety glasses, non-slip impervious shoes or boots, well ventilated room
<b>Poly Strip Plus</b>	High butyl, and high caustic stripper, contains alcohol for removing tough finishes. More aggressive stripper.	Heavy 1:4 Medium 1:6 Normal 1:8	13.5	Moderate	COLD	Rubber gloves, safety glasses, non-slip impervious shoes or boots, well ventilated room
<b>BASEBOARD STRIPPERS</b>						
<b>3M Trouble Shooter</b>	Aerosol baseboard stripper.	Ready-To-Use	N/A	Moderate	NONE	Rubber gloves, safety glasses
<b>SSS Baseboard Cleaner</b>	Aerosol baseboard stripper.	Ready-To-Use	N/A	Moderate	NONE	Rubber gloves, safety glasses

\* All of the above require eyewash facilities within 10 seconds travel time of the mixing and use areas.



**DAMON INDUSTRIES, INC.**

**DAMON INDUSTRIES, INC.  
FLOOR FINISHES**

<b>PRODUCT</b>	<b>CHARACTERISTICS</b>	<b>GLOSS</b>	<b>SOLIDS</b>	<b>COVERAGE SQ. / FT.</b>	<b>LEVELING</b>	<b>MAINTENANCE</b>
<b>Daco Floor Finish</b>	Economical easy to maintain finish - buff with 1,000 RPM or higher machine	Medium Gloss	15%	1,200-2,000	Good	Clean: Ultra-Gloss Cleaner, Neutra-Stats Restore: Brite-Buff, Kwik-Gloss or Ultra-Gloss Restorer
<b>First Impression</b>	Medium to hard finish - buff with 1,500 RPM or higher machine	Extremely High Gloss	23%	1,200-2,000	Excellent	Clean: Ultra-Gloss Cleaner, Neutra-Stats Restore: Kwik-Gloss or Ultra-Gloss Restorer
<b>Ultimet 21 Plus</b>	Durable, easy to maintain finish - buff with 2,000 RPM or higher machine	Very High Gloss	20%	1,200-2,000	Excellent	Clean: Ultra-Gloss Cleaner, Neutra-Stats Restore: Brite-Buff, Kwik-Gloss or Ultra-Gloss Restorer
<b>Ultimet 2000</b>	Low maintenance, acrylic thermoplastic high speed floor finish - buff with 1,500 RPM or higher machine	High Gloss	20%	1,200-2,000	Superior	Clean: Ultra-Gloss Cleaner, Neutra-Stats Restore: Brite-Buff, Kwik-Gloss or Ultra-Gloss Restorer
<b>Ultimet HP And Ultimet HP With Lemon</b>	Hard, most durable - buff with 1,000 RPM or higher machine - sealer not recommended	Very High Gloss	24%	1,200-2,000	Good	Clean: Ultra-Gloss Cleaner, Neutra-Stats Restore: Kwik-Gloss or Ultra-Gloss Restorer

Wear safety glasses with side shields when finishing floors.



**DAMON INDUSTRIES, INC.**

**FLOOR CARE PROGRAMS  
SPECIAL APPLICATIONS**

PRODUCTS	CHARACTERISTICS	APPLICATION	PERSONAL PROTECTIVE EQUIPMENT
<b>Color Back</b>	Vinyl tile rejuvenator, restores tile color when bleached by overly aggressive stripping	Apply on a stripped, dry floor, using a chenille applicator. Apply a moderate amount, working it into tile. Tile is soft and sticky until dry, keep off. Attacks soft rubber soles causing stains in tile.	Rubber Gloves (no disposable latex), safety glasses with side shields
<b>Daco Metal Soap Absorbent</b>	Floor cleaner that removes ice melter residue	Dilute 2 ounces per gallon of water and wet mop or use an auto scrubber	None - for sensitive skin, wear rubber gloves (disposable latex ok)

**FLOOR SEALERS**

PRODUCT	CHARACTERISTICS	LEVELING	COVERAGE SQ. / FT.	APPLICATION	REMOVAL
<b>Daco-Pon</b>	Sealer for resilient floors and terrazzo. Excellent stain blocker for asphalt sealer staining. Top coat with an Ultimet Finish	EXCELLENT	1,200 - 2,000	Use a broken-in mop or applicator, apply 1-2 coats	Any Damon floor stripper
<b>H. T. Concrete Sealer-Finish</b>	Sealer - finish for concrete	SUPERIOR	800 - 1,000	Apply 2-3 coats using a synthetic mop or applicator	Any Damon floor stripper

Wear safety glasses with side shields when finishing or sealing floors.



**DAMON INDUSTRIES, INC.**

**DAMON INDUSTRIES, INC.  
FLOOR CARE PROGRAMS  
FLOOR ENHANCEMENT PRODUCTS**

<b>PRODUCTS</b>	<b>HOW TO USE</b>	<b>COVERAGE</b>	<b>EQUIPMENT RECOMMENDED</b>	<b>PADS RECOMMENDED</b>
<b>Brite Buff</b>	Use straight from the bottle. Spray or Mop on. Can be used on all polymer finishes. Revitalizes the finish, adds moisture and lightly cleans the surface.	3,000 sq. ft. per gallon	175 rpm and up	Red Buff White Polish Beige Buff
<b>Kwik-Gloss</b>	Squeeze 3 to 5 inches onto the floor. Start the floor machine and lower the spinning pad slowly over the product and proceed to polish the floor	3 to 5 inches covers 4,000 to 5,000 sq. ft.	1,000 rpm and up	3M White or Blue Blend
<b>Ultra-Gloss Restorer</b>	Dilute 1:4 to 1:8 with water Mop on and allow to dry to a haze.	8,000 sq. ft. at 1:4 16,000 sq. ft. at 1:8	1,000 rpm and up	Genie Buff Beige Buff Tan Buff Aqua Buff Topline

Wear safety glasses with side shields when spray buffing floors.



**DAMON INDUSTRIES, INC.**

# aero<sup>®</sup> aerosol insecticide

AERO<sup>®</sup> brand aerosols are the finest available anywhere. A full range of solutions, from cleaning, to pest control. No other products can match our standards or our commitment to quality.

## HIGHLIGHTS

- Water-based
- Residual, contact, and space spray
- Controls both flying and crawling insects

## TYPICAL PROPERTIES

- Specific Gravity: **0.960**
- pH: **9.75**
- Active Ingredient: Permethrin: **0.25%**
- Odor: **Cherry**
- Propellant: **Hydrocarbon**
- Spray Characteristics: **Medium Spray**
- Net Weight: **17 ounces**

## SAFETY CAUTIONS

- Keep out of reach of children.
- Contents under pressure. Do not expose to heat or store at temperatures exceeding 120°F. Do not puncture or incinerate container.
- Refer to M.S.D.S. and product label for additional safety information and directions for use.

## HMIS RATINGS

Flammability  
Health **1** **4** **0** Reactivity  
Personal Protection **G**



# aero



## Flying Insecticide

**KILLS HOUSEFLIES, FRUIT FLIES, MOSQUITOES, GNATS, WASPS, HORNETS, BEES, BLACK FLIES, SKIPPER FLIES, BLOW FLIES, AND SMALL FLYING MOTHS. Use in and around homes, apartments, garages, motels, hotels, institutions and food processing plants. Residual insecticide. Lasts for weeks.**

### DIRECTIONS:

- Shake Well Before Using
- To operate hold can upright, direct orifice toward the surface to be treated and press the actuator button.

Close all doors and windows and spray room at the rate of 2 to 3 seconds per 1000 cubic feet. Direct spray to all parts of the room, especially windows and other light sources which attract these insects. Keep nozzle in constant motion.

**COCKROACHES, WATERBUGS, PALMETTO BUGS, SILVERFISH, FIREBRATS, CRICKETS, SCORPIONS, SPIDERS, MILLIPEDES, CENTIPEDES, SOWBUGS AND PILLBUGS:** Spray into hiding places such as cracks and crevices, behind sinks, cabinets, along baseboards and floors, around drains and plumbing, hitting insects with spray when ever possible.

**ANTS:** Spray trails, nests and points of entry. Spray on ants where possible.

**FLEAS AND TICKS (ADULTS AND LARVAE):** Remove and thoroughly clean or destroy pet bedding. Spray pet sleeping quarters, bed, entire floor and floor covering, with special attention to cracks and crevices around baseboards, and window and door frames. Infested upholstered furniture may also be treated with this product. A test application should be made to upholstery or drapery fabrics in an inconspicuous place before use.

**CAUTION:** Harmful if swallowed. Keep out of reach of children. Avoid breathing spray mist. Avoid skin and eye contact. Wash thoroughly after handling and before eating or smoking. Do not allow children or pets to contact treated surfaces until spray has dried. Do not allow spray to contact food, feedstuffs or water supplies.

distributed by:

# aero

CHEMICAL COMPANY

a division of:  
**ABC COMPOUNDING CO., INC.**  
Atlanta, Georgia Dallas, Texas



## Food Service Body Fluid Clean Up Kit

- **Based on NFSMI/USDA\* Sample Standard Operating Procedures**
- **Convenient - Includes everything needed for body fluid clean-up**
- **Protected - Plastic bucket with screw-on lid protects supplies**
- **Less Hazardous - Includes EPA registered TB rated disinfectant which is not as dangerous as handling and mixing bleach**
- **Simpler - Emergency response plan for release of chlorine gas from bleach not required**
- **Longer shelf life - 2 years versus 30 days for opened bleach**

For clean up of body fluid spills of vomit, diarrhea and blood on hard surfaces in cafeterias, restaurants and other food preparation and serving areas. This kit was designed according to NFSMI/USDA\* Food Safety Sample SOPs "Assembling a Body Fluid Cleanup Kit" and "Cleaning and Disinfecting Body Fluid Spills" which are available from NFSMI. Copies of these documents are included with the kit so you may write your own SOP.

The usual food service sanitizer is not sufficient to meet USDA or OSHA requirements for body fluid spill decontamination. Either a very strong bleach solution or an EPA registered disinfectant effective against norovirus and hepatitis C must be used. This kit includes a bottle of ready-to-use Neutra-Stat TB, which is a TB, norovirus and hepatitis C rated disinfectant. It is a less corrosive and less dangerous replacement for bleach. Accidental creation of chlorine gas by misuse of bleach must be

covered in emergency response plans and training. With Neutra-Stat TB this is not needed. Neutra-Stat TB also has an opened shelf-life of 2 years compared to 30 days for an opened bottle of bleach.

Replacement items to replenish the kit after use are available from Damon so that you do not have to purchase a complete new kit.

One of these kits and your standard operating procedure should be available in all food service and food preparation areas. The kit is packed in a plastic 5 gallon pail to protect it. The kit contents are listed on the back.



\* This kit is not approved or endorsed in any fashion by NFSMI or USDA. It is merely assembled by Damon Industries based upon our interpretation of their published SOPs. The end user should determine in advance whether this kit meets their specific needs, or not.



**Kit Contents ( Full kit reorder # 12020590 )**

1. NFSMI/USDA Food Safety Sample SOPs “Assembling a Body Fluid Cleanup Kit” and “Cleaning and Disinfecting Body Fluid Spills” (this document).
2. SDS for D-A™ Gel Deodorant-Absorbent and Neutra-Stat® TB Disinfectant Cleaner.
3. D-A™ Gel Deodorant-Absorbent - 12 oz. can .....Reorder # 12070714 case of 6 cans.
4. Neutra-Stat® TB Disinfectant - 1 qt. bottle ..... Reorder # 12042009 case of 12 qts.
5. Disposable Gloves - 12 pairs, large .....Reorder # 09120374 box of 100 gloves.
6. Disposable Apron - 1 each ..... Reorder # 09120442 box of 100 aprons.
7. Disposable Shoe Covers - 1 pair ..... Reorder # 09120460 box of 150 pairs.
8. Face Mask - 1 each ..... Reorder # 09120410 box of 50 masks.
9. Safety Glasses w/side shields - 1 pair .....Reorder # 09120426 each.
10. Paper Towels #548K - pack of 250 towels ..... Reorder # 11030513 case of 16 packs.
11. Disposable Mop Heads - 2 each .....Reorder # 02120742 each.
12. Scoop/scraper, disposable - 1 each .....Reorder # 09130360 each.
13. Biohazard Trash Bags - 4 bags .....Reorder # 10030754 case of 200 bags.
14. Trigger Sprayer (for Neutra-Stat TB) - 1 each .....Reorder # 04061353 each.
15. 5 gallon pail and replaceable lid to store kit items.

Should you require in-service training, have any questions or need to reorder, please contact your Damon Industries, Inc. representative or our office. Our toll free phone number is 1-800-362-9850 and email address is [info@DamonQ.com](mailto:info@DamonQ.com).



# G2 Green



This product meets the Green Seal™ standard for industrial and institutional floor care products based on its reduced human and aquatic toxicity and reduced smog production potential.

High Performance  
Floor Coating

# Finish



Let's face it; green is great if your products perform. Our second generation G2 Green Finish will astound you with its performance. From its ease of application (and low odor) to its brilliant gloss and unmatched durability, you will swear you are applying a non-green, high-performance coating. Don't believe us? Read the comments below to see what others have said about G2 Green Finish.



**Excellence In  
Environmentally  
Responsible  
Floor Care**

**"The black mark resistance of G2 Green Finish is better than any regular finish we use. In addition, the lay-down gloss is spectacular and the dry time is fantastic."**

- Toronto Distributor

**"G2 Green Finish was applied to a busy hallway in December of 2008. Even with limited maintenance - no auto-scrubbing or burnishing, just damp mopping - the hallway is not attracting black marks or soil. It looks incredible."**

- Southeastern Wisconsin Grade School

**"G2 Green Finish looks great, goes down easy and dries fast."**

- Eastern Michigan Distributor

# G2 Green Finish

High Performance Floor Coating



- Environmentally-responsible floor coating that performs equal to or better than a standard floor finish.
- Combines deep gloss, high durability and ease-of-use into one product.
- Non-yellowing, low maintenance formula offers excellent black mark and scuff resistance.
- Zinc-free, APEO-free, ammonia-free and phthalate-free.
- Ultra-low 1.0% VOC content meets California's 2011 standard.
- Ideal for limited maintenance programs, yet responds to burnishing, if desired.
- Perfect for classrooms, patient rooms, offices and retail establishments.
- Exceptionally fast dry time.
- Use on vinyl, linoleum, terrazzo, quarry tile, laminate wood and sealed concrete floors.
- Slip-resistant – UL-classified.
- Green Seal™ GS-40 certified.

### GLOSS AND BLACK HEEL MARKING COMPARISON:

	Essential Industries G2 Green Finish	Leading Competing Green Finish	Essential Industries X-Coat 22 Finish
<b>Solids</b>	20%	18%	22%
<b>Gloss 1st Coat</b>	30%	32%	32%
<b>Gloss 2nd Coat</b>	56%	54%	66%
<b>Gloss 3rd Coat</b>	71%	68%	81%
<b>Gloss 4th Coat</b>	81%	72%	84%
<b>BHMR*</b>	18	42	17

\* BHMR (Black Heel Mark Resistance) is a Snell Capsule test. White vinyl composition tiles are given two coats of finish with a 30-minute dry time between coats and a 60-minute dry time after the second coat. The tiles are put into a Snell Capsule, which is a tumbling device, and rotated for five minutes. Inside the Snell Capsule are a number of black rubber cubes that simulate foot traffic. This enables us to measure the BHMR of a finish. The number represents the number of black marks present on the tile.

Merton, Wisconsin 53056  
Phone: (262) 538-1122  
www.essind.com

TYPICAL PROPERTIES	Type	Form	Odor	Color	Weight per Gallon	pH	Storage Stability	Freeze/Thaw	V.O.C.	Coverage	Dry Time
<b>G2 Green Finish</b>	Acrylic Emulsion	Opaque Liquid	Bland	Milky White	8.61 lbs.	7.1	Minimum One Year	Do Not Freeze	1.0%	3000 Sq. Ft. Per Gal.	20 Minutes





# GG-77™ Degreaser

## Industrial Power Blaster

**DI-PHASE CLEANER - Fast-acting on both grease and grime**

**NON-FLAMMABLE - No special handling requirements**

**UNIQUE SOLVENT SYSTEM - Non-butyl, no health hazards**

**CONCENTRATED - Economical to use, takes up less space**

Damon GG-77 is a heavy-duty, synthetic cleaner/degreaser concentrate that works like a detergent on dirt and like a solvent on grease and oil. Its unique formulation leaves no residue, is non-flammable, dilutes with water, and contains no dangerous solvents.

### **DI-PHASE CLEANER**

This unique blend of detergents and solvents promotes powerful dissolving action against a wide range of stubborn accumulations of dirt, grease and oils, including rolling oils. Inventory is simplified because fewer specialty products are needed.

### **NON-FLAMMABLE**

GG-77's non-flammable formulation means its powerful cleaning action is safe to use in hot areas. No grounding or special storage areas are required.

### **BUFFERED PRODUCT**

GG-77 retains its aggressive cleaning action longer than other products resulting in less product waste and fewer trips to mix more product.

### **SAFER FORMULA**

GG-77 contains new solvents which are safer than butyl cellosolve. Quicker approval by safety teams.

### **CONTAINS NO SOAP**

Synthetic detergents with chelates leave no soap film or hard water residue.

### **PPE**

Personal protective equipment required varies with the strength of dilution. At 1:4 to

1:10 dilutions more protection is required. Higher dilutions may only require gloves and safety glasses. Spraying may require respiratory protection.

### **CLEANING USES AND DIRECTIONS:**

#### **EQUIPMENT, WALLS, FLOORS, ETC.**

GG-77 may be used with a pressure washer, Steam Jenny (environmental suit required) or applied by brush or spray. Apply diluted GG-77 at 12 ounces per gallon of water (1:10), or for more difficult cleaning at up to 30 ounces per gallon of water (1:4), and let the cleaner sit a few minutes for the chemical to work. Then rinse with high pressure water. If your machine does not have a variable dilution setting and you need to apply GG-77 at a stronger dilution, you may want to use a garden sprayer for application. Rinsing is always recommended.

#### **HEAT TANK - CLEANING ROLLING OILS**

Dilute GG-77 at 12 ounces per gallon of water (1:10). Heat the solution to 110°F or higher. Each 10° increase in temperature doubles the cleaning rate.

For additional instructions see product label and specific procedure sheets.

**PACKAGING:** One gallon plastic jugs packed four per case, five gallon containers, and 30 & 55 gallon plastic drums. All packaging material is recyclable.

GG-77.pub/pdf - 2/11/19



# ***Glass 'N' More***<sup>TM</sup>

## ***Ready-to-use Glass and Surface Cleaner***

- ***No mixing of chemical concentrates***
- ***Spray bottle always properly labeled***
- ***One product cleans multiple surfaces***
- ***Will not streak***
- ***Great personal work space cleaner***

Glass 'N' More is the safe and effective way to clean windows, mirrors, display cases, glass doors, kitchen appliances, painted surfaces, stainless steel, polished metal, switch plates, plastic outdoor furniture, table and counter tops, car interiors, vinyl and leather seats, and much more. It quickly and easily removes dirt and grime and most water-based spots and spills.

Damon's unique formulation was designed as a glass cleaner and it excels at that job. Does not streak, wipes dry with less effort and works as well outdoors as indoors. Made with deionized water to prevent spotting. Pleasant fragrance.

The product is less hazardous than many other cleaners, for example Simple Green, that contain butyl (2-butoxy ethanol) which may be a liver toxin and causes shortness of breath when inhaled. Lower toxicity, mild pH and nonflammable and yet still a great cleaner for everyday use. Does not work as well on dyes, inks and adhesives as a butyl cleaner like Damon's Can-Do.

### **DIRECTIONS FOR USE**

This product is ready to use. Do not dilute with water. Attach a trigger sprayer to the bottle. Test on plastics in a small area before use.

**Small windows & surfaces:** Use a trigger sprayer to apply a light mist on an area to be cleaned. Spread immediately with a

paper towel and polish until dry. For best results use two paper towels, one to wipe and one to polish.

**Large Windows:** Pour Glass 'N' More into a bucket and use a strip washer and squeegee. Dip both ends of the strip washer into the solution and shake off the excess. Apply to the glass surface. Dry with a squeegee using top to bottom strokes. Refer to the Damon Window Cleaning Procedure for complete details.

### **SPECIFICATIONS**

Dilution ..... Ready-to-use, no diluting  
Odor ..... Pleasant floral fragrance  
Color ..... light blue  
pH ..... 10.0 ± 0.5  
V.O.Cs. .... 7.2% - 72g/l  
Flammability ..... Non-Flammable  
HMIS® III ..... H:0 F:0 P:0  
OSHA Hazard Statements: Causes mild skin irritation and eye irritation. May cause respiratory irritation.

### **PACKAGING**

Quart plastic decanter bottles packed 12 per case with two trigger sprayers included. Packaging materials are recyclable.

Glass'n'More.pub - 3/13/17



# **Glyco-Shine™ Tanker & Trailer Wash & Brightener**

## **An acid cleaner for polished aluminum & stainless steel**

- Fast Acting - Reduces labor**
- Will not dull the shine on aluminum & stainless**
- Will not harm glass or paint**
- Less hazardous acids - Safer for the user**
- Versatile - Use on polished and older aluminum**
- Non-Flammable - Safer, may be used where flammables cannot.**

### **Description:**

Glyco-Shine Tanker & Trailer Wash & Brightener is a fast acting, mild-acid product designed for cleaning polished aluminum and stainless steel tankers and trailers without damaging the polish. Damon's unique formulation does not leave a residue, is non-flammable, dilutes with water and contains no dangerous solvents.

### **Applications:**

Glyco-Shine is to be used to clean new aluminum tankers and trailers without any loss of shine and to clean light or moderately dull trailers.

### **Dilution:**

Light soil / Shiny: 4 ounces per gallon of water (1:32).  
 Medium soil & dulling: 6 ounces per gallon of water (1:21).  
 Heavy soil & dulling: 7 ounces per gallon of water (1:21). This removes welding residue on new-built trailers. Do not use more than 7 ounces per gallon of water.

### **Specifications:**

**Safety Data Sheet:** ..... DMN0582  
**Appearance:** ..... light yellow liquid  
**Odor:** ..... vinegar-like, slightly irritating  
**pH:** ..... concentrate 1.5 ± 0.5  
**Flash Point:** ..... None  
**V.O.C.:** ..... 0%  
**HMIS® III: H:2 F:0 P:0**

**GHS Pictogram:**



### **Directions:**

Always use personal protective equipment appropriate for the job. Apply Glyco-Shine by using the Damon-Lafferty 1-Way Acid Airless Foamer with hose and wand or with an acid resistant pump sprayer. Always start at the bottom of the trailer and work to the top to avoid streaks in the aluminum as you uniformly cover the surface with the brush or sprayer. Rinse well starting at the



top and work down to prevent streaking. If streaking occurs, apply diluted product over the streak area, rinse well and the streaks should disappear.

### **Packaging:**

Available in 5 gallon plastic pails and 55 gallon plastic drums ready for immediate shipment. Larger containers are available upon request.

Glyco-Shine.pub - 7/29/16



# Product Sales Sheet

## SSS HEAVY DUTY GLASS CLEANER

### Features:

- *Nonammoniated, Professional Strength*
- *No Streaking, Hazing, Smearing, or Residue*
- *Contains Antistatic Agents*
- *Advanced Foaming Action*
- *360° Valve System*
- *Pleasantly Fragranced*

### Description:

This versatile, extra strength product is the ONE product for even the toughest glass cleaning applications. Windows, glass, windshields, mirrors, displays, counters and more are easily cleaned of dirt, grease, oil, smudges, finger prints, lipstick, and other stubborn deposits. The nonammoniated formula is safe on plastics and plexiglass™ and makes an excellent CRT cleaner. It even removes paint overspray, nicotine film and insects when used on vehicles and is safe on window/windshield tinting film. The advanced chemistry provides professional quality cleaning without streaking, smearing, hazing or leaving behind any residue or film. The special formulation is pleasantly fragranced and has a stable foam consistency that breaks quickly and easily when wiped. There is no "pushing around excess foam" yet the optimum economic yield is achieved. Use this product in Commercial and Institutional Cleaning, Automotive/Fleet/Marine/Aircraft/RV Maintenance and Detailing, Glass and Glass Product Manufacturing, Window/Windshield Tinting and Installation/Repair, and other applications where "Professional" performance and quality are required. It is safe to use on most other hard surfaces and materials. 20 ounce can.

### Markets:

Use this product in Commercial and Institutional Cleaning, Automotive, Fleet, Marine, Aircraft, RV Maintenance and Detailing, Glass and Glass Product Manufacturing, Window/Windshield Tinting and Installation/Repair, and other applications where "Professional" performance and quality are required. It is safe to use on most other hard surfaces and materials.

### Demonstrations:

For your demonstration you will need, a tube of lipstick and a mirror if possible. This mirror can be one on the premises of your customer or a 12" X 12" mirror tile that you carry in for the demo. The reason for using the mirror is that it is easier to clean one surface than two. Also, a mirror when viewed in a bright light will show any streaking or smudges left after the cleaning. It will also show very vividly, a clean surface.

1. Write or make a mark on the mirror with the lipstick. Shake the glass cleaner and spray on the surface. Allow a minute or two of dwell time, then show the customer how the foam will cling to a vertical surface, how it is not a stable foam and will start to break (we want the foam to break in the interest of labor and time saved by not pushing foam from one area to the other). Wipe the mirror, showing a clean streak free surface.
2. Advise customer to notice fragrance. You may even ask to smell the wiper. Point out the "clean" lemon fragrance, and lack of a lingering solvent aroma. Point out the extreme diversity of surfaces product can clean.

Hint: Be careful with your choice of wiper. Many of the non-woven fiber cloths will break down in the binder used to hold the fibers together. This will cause a streaking problem. It is always best to use a woven material or a wiper that you know will not break down.

*Distributed by:*



SSS Product #05002  
04/03



DAMON INDUSTRIES, INC., ALLIANCE, OHIO 44601  
1-800-362-9850  
info@DamonQ.com      <http://damonq.com>



# H. T. Concrete Sealer-Finish™

## High Gloss, Long Wearing Sealer & Finish

**Water Based** - Safe in application, easily repairable, non-flammable.

**Non Hazardous** - Meets VOC standards, environmentally safer.

**Odorless** - No packaged goods contamination.

**High Gloss** - Simplifies restorative maintenance and enhances light reflection and working environment.

### Description

An industrial grade acrylic emulsion concrete sealer. Excellent for use in warehouses, stockrooms, institutions, commercial facilities, or any concrete floor surface. A durable easy to apply sealer which will eliminate concrete dusting, simplify routine maintenance, and will provide a non-yellowing high gloss surface that will enhance light reflection. H. T. Concrete Sealer is environmentally safe, and poses no health or physical hazards to the applying personnel. H. T. Concrete Sealer has a slip resistance rating of .54 and meets the 1990 Volatile Organic Compounds (VOC) Standards.

### Application

1. Sweep floor to remove loose debris and dirt.
2. Scrub floor using the recommended Damon cleaner for your application with low speed floor machine or automatic scrubber equipped with an aggressive brush or pad.
3. Rinse floor thoroughly and allow to dry before applying.

Note: If an existing sealer is present or application is questionable, a test patch is recommended.

4. Apply with a synthetic mop or lambs-

wool applicator at a rate of 800-1000 square feet per gallon. Allow to dry thoroughly between coats (30 to 45 minutes). The coating will reach full hardness in approximately five days. It will take approximately two weeks for the color to lighten and achieve total clarity.

Note: The finish may accentuate any imperfections in the floor due to the clarity and gloss.

5. Apply 2-3 coats of sealer depending on porosity of concrete and desired gloss. Gloss will increase with additional coats.
6. For additional gloss and protection, apply any of the Ultimet Floor Finishes following label instructions.

### Maintenance & Stripping

Maintain the surface by sweeping and damp mopping or by using an automatic scrubber. Use the product recommended by your Damon sales representative for your particular application.

H.T. Concrete Sealer-Finish may be removed with any of Damon's floor strippers.

**Packaging:** Five gallon plastic containers. All packaging material is recyclable.

HT Concrete.pub/pdf

4/23/12

### Chemical Resistance: Based on 24 hour spot tests (Resistance rating: GOOD)

**10% Sodium Hydroxide:** no effect

**10% Hydroxyacetic Acid:** no effect

**10% Sulfuric Acid:** no effect

**10% Hydrochloric Acid:** Penetrates without softening coating. Small spot spilled on surface little effect. If a large area is covered, the sealer may peel due to an attack of the concrete/sealer interface.

**Ethyl Alcohol:** Sealer is softened after 30 minutes. If it evaporates undisturbed, there is no

effect. If abraded while soft, the coating will be removed.

**Brake Fluid:** Complete penetration after 15 minutes.

**Gasoline:** Complete penetration after 15 minutes. If gasoline evaporates undisturbed, there is no effect. If abraded while soft, the coating will be removed.

This product is not recommended where hydraulic (brake) fluid and gasoline spills occur.

## SPECIFICATIONS

Non-Volatile Solids:.....	20%
Volatile Organic Compounds (VOC) .....	0 g/l - 0.0%
Appearance:.....	White
Odor:.....	Mild
Type:.....	Acrylic co-polymer
Leveling:.....	Superior
Recoating:.....	Superior
Foaming in Bucket: .....	None
Mop Drag: .....	None
Film Dry Time:.....	15 minutes
Walk On Time: .....	30-45 minutes
Time Before Recoat: .....	2 hours
Film Gloss:.....	Good
Film Color Stability: .....	Excellent
Slip Resistance: ASTM D-2407-75 James Machine coefficient .....	0.54 or higher
Scrubability: .....	Excellent
Film Type: .....	restorable
Resistance to Water:.....	Excellent
Resistance to Scuffing and Heel Marks: .....	Excellent
Durability:.....	Exceptional
Coverage per gallon:.....	800 to 1,000 Sq. Ft.

CAUTION: Floors are slippery when wet. To prevent falls, exercise care when working, wear proper footwear and block off traffic with "Wet Floor" signs until the floor is completely dry. Use only as directed. If in question as to adhesion, a test patch is recommended. Do not mix with any other product because poor performance could result. Do not pour unused product back into the original container.



Damon manufactures a complete line of products for your floor care program. For more information, contact us at 1-800-362-9850 or [info@DamonQ.com](mailto:info@DamonQ.com) or visit [DamonQ.com](http://DamonQ.com).



# LIQUID BACOGEN™

## Bacterial Enzyme Digester and Deodorant

Mixture Of Enzymes - Works On All Organic Wastes

Breaks Down Grease - Grease cannot redeposit downstream

Pleasant Fragrance - Eliminates Offensive Odors

Non-hazardous - Safer to Use and Environmentally Friendly

Liquid Bacogen is a safe, non-toxic, non-polluting treatment recommended for cleaning, maintaining and deodorizing drains, grease traps, septic systems, porta-toilets and vehicle waste holding tanks. It is also recommended for removing organic stains (such as pet stains) and odors from certain carpets and fabrics.

### DIRECTIONS FOR USE

Drains and Fixtures:		
Fixture	Amount	Frequency
Bathtub & Shower Drains	4 ounces	Twice weekly
Floor Drains	4 ounces per 2 inches of pipe diameter	2 to 4 times per week
Pot & Pan Sinks	4 ounces	Daily
Sinks	4 ounces	Twice weekly
Toilets	8 ounces	Twice weekly
Urinals	4 ounces	2 to 4 times per week

**Grease Traps:** For traps less than 20 cubic feet (120 gallons) capacity, add 5 ounces of Liquid Bacogen daily. For larger grease traps, add 10 - 12 ounces daily. Add to the sink or drain closest to the trap. Treat at night or when traps are used the least. After adding the correct amount of product, flush it down with a cup of lukewarm water.

**Porta-Toilets:** Add 1 gallon directly to waste and cover the solids with water to aid digestion. Each time the toilet is pumped, start treatment again with 1 gallon of product.


**Septic Tanks:** Add 1 pint per 25 cubic feet capacity for the initial treatment. Thereafter, add 8 ounces per week. Pour Liquid Bacogen into a toilet and flush. If the septic tank is clogged, add 1 gallon of product directly to the tank through the manhole.

**Vehicle Waste Holding Tanks:** Add 2 ounces per gallon of water in the holding tank. Thereafter, use 1 ounce per gallon as needed. For use at a dump station, use 1 ounce per 50 gallons of tank capacity. Then use 1 pint per week for maintenance.

**Carpet Spot Cleaning and Deodorizing:** Test on an inconspicuous area first. Remove excess waste. Wet the spot thoroughly with lukewarm water. Spray on Liquid Bacogen. Brush thoroughly into stain. Blot with a towel. Rinse with water and blot as necessary.

**Packaging:** 12 quarts per case, 5 gallon pails, and 55 gallon drums.

**Automatic Dispensing:** The Hydro AutoDose 1080 timed metering system is available to automatically add Liquid Bacogen directly from the container to drains. Eight D batteries provide up to 2 years life depending on the amount of time the pump is on per week.



Liquid Bacogen.pub - 2/22/09





# LMF-77™

## **General Purpose Cleaner-Degreaser**

**DI-PHASE CLEANER - Versatile, fast-acting on grease and dirt**

**NON-FLAMMABLE - Safe for user and environment**

**UNIQUE SOLVENT SYSTEM - Non-butyl, no health hazards**

**MODERATE PH - Safe for user and most surfaces**

Damon LMF-77 is a multi-purpose, synthetic cleaner/degreaser concentrate that works like a detergent on dirt and like a solvent on grease and oil. Its unique formulation leaves no residue, is non-flammable, dilutes with water, and contains no dangerous solvents.

LMF-77 is the perfect cleaner for stainless steel, Formica, painted surfaces, and food service equipment. The cleaner is ideal for grills, filters, engines, and for small parts stripping. At recommended dilutions it is also an excellent car and truck body detergent that will not harm paint, but removes road oil and grime. LMF-77 is excellent for cleaning aluminum, and will remove moderate oxidation. LMF-77 can cut through grease and grime on any hard surface. This moderately concentrated formulation is safer to use than other, more caustic products.

### **DI-PHASE CLEANER**

This unique blend of detergents and solvents promotes higher dissolving power against stubborn accumulations on restaurant equipment, auto engines, ceramic walls, and floors.

### **NON-FLAMMABLE**

LMF-77's non-flammable formulation means it is safer for both the user and the environment.

### **UNIQUE BUFFERING SYSTEM**

At a normal dilution, LMF-77 retains full non-caustic cleaning power for extended usefulness. It also maintains its cleaning power when diluted, providing great versatility. Unlike most other products, which are initially caustic and rapidly lose strength, LMF-77 is safe and efficient.

### **Applications:**

At the appropriate dilutions, LMF-77 is excellent for:

- Truck and bus washing
- Light and general purpose cleaning
- Use in steam cleaners and pressure washers
- Cleaning parts, auto and truck engines, and heavy grease



LMF-77.PUB/PDF - 2/11/19



# Environmental Cleaning & Disinfecting for MRSA - from the CDC

## What's the difference between cleaners, sanitizers, and disinfectants?

- Cleaners or detergents are products that are used to remove soil, dirt, dust, organic matter, and germs (like bacteria, viruses, and fungi). Cleaners or detergents work by washing the surface to lift dirt and germs off surfaces so they can be rinsed away with water. The same thing happens when you wash your hands with soap and water or when you wash dishes. Rinsing is an important part of the cleaning process. Use these products for routine cleaning of surfaces.
- **Sanitizers** are used to reduce germs from surfaces but not totally get rid of them. Sanitizers reduce the germs from surfaces to levels that are considered safe.
- **Disinfectants** are chemical products that destroy or inactivate germs and prevent them from growing. Disinfectants have no effect on dirt, soil, or dust. Disinfectants are regulated by the U.S. Environmental Protection Agency (EPA). You can use a disinfectant after cleaning for surfaces that have visible blood or drainage from infected skin.

## Which disinfectants should I use against MRSA?

Disinfectants effective against *Staphylococcus aureus* or staph are most likely also effective against MRSA. These products are readily available from grocery stores and other retail stores. Check the disinfectant product's label on the back of the container. Most, if not all, disinfectant manufacturers will provide a list of germs on their label that their product can destroy. Use disinfectants that are registered by the EPA (check for an EPA registration number on the product's label to confirm that it is registered).

## How should cleaners and disinfectants be used?

Read the label first. Each cleaner and disinfectant has instructions on the label that tell you important facts:

- How to apply the product to a surface.
- How long you need to leave it on the surface to be effective (contact time).
- If the surface needs to be cleaned first and rinsed after using.
- If the disinfectant is safe for the surface.
- Whether the product requires dilution with water before use.
- Precautions you should take when applying the product, such as wearing gloves or aprons or making sure you have good ventilation during application.

## Laundry

**Effectiveness of Routine Laundry Procedures** - Routine laundry procedures, detergents, and laundry additives will all help to make clothes, towels, and linens safe to wear or touch. If items have been contaminated by infectious material, these may be laundered separately, but this is not absolutely necessary.

**Proper Water Temperature for Laundry** - Read and follow the clothing and soap or detergent label instructions. Water temperatures for household laundry depend on the type of fiber or fabric of the clothing. In general, wash and dry in the warmest temperatures recommended on the clothing label. Also some modern laundry detergents are made to clean best at certain temperatures. Not following instructions could damage the clothing item or decrease the effectiveness of the detergent.



**Hot Water Washing and Drying** - Hot water washing is not necessary for all household laundry. Read and follow the clothing and soap or detergent label instructions. Wash and dry clothing in the warmest temperature listed on the clothing label.

**Using Bleach for Laundry** - It is not necessary to use bleach for each load of laundry. Clean laundry produced by washing with detergent alone will be safe for wear and use. Use of bleach as a disinfectant in laundering is optional, and not all fabrics are suitable for bleach. Read the clothing label instructions.

## **Facility Cleaning & Disinfection after an MRSA Infection**

When MRSA skin infections occur, cleaning and disinfection should be performed on surfaces that are likely to contact uncovered or poorly covered infections.

- Cleaning surfaces with detergent-based cleaners or Environmental Protection Agency (EPA)-registered disinfectants is effective at removing MRSA from the environment.
- It is important to read the instruction labels on all cleaners to make sure they are used safely and appropriately.
- Environmental cleaners and disinfectants should not be used to treat infections.

## **Surfaces to Clean**

Focus on surfaces that touch people's bare skin each day and any surfaces that could come into contact with uncovered infections. For example, surfaces such as benches in a weight room or locker room.

Large surfaces such as floors and walls have not been directly associated in the spread of staph and MRSA.

There is no evidence that spraying or fogging rooms or surfaces with disinfectants will prevent MRSA infections more effectively than the targeted approach of cleaning frequently touched surfaces and any surfaces that have been exposed to infections.

## **Shared Equipment**

Shared equipment that comes into direct skin contact should be cleaned after each use and allowed to dry. Equipment, such as helmets and protective gear, should be cleaned according to the equipment manufacturers' instructions to make sure the cleaner will not harm the item.

## **Cleaning Keyboards and other Difficult Surfaces**

Many items such as computer keyboards or handheld electronic devices may be difficult to clean or disinfect or they could be damaged if they became wet. If these items are touched by many people during the course of the day, a cleanable cover/skin could be used on the item to allow for cleaning while protecting the item. Always check to see if the manufacturer has instructions for cleaning.

## **Is it Clean?**

Although in most situations you will not know if a surface has been cleaned, it's important to remember that most surfaces do not pose a risk of spreading MRSA. If cleaning procedures are unknown, take the appropriate precautions such as:

- Using barriers like a towel or clothing between your skin and the surface.
- Showering immediately after activities where you have direct skin contact with people or shared surfaces, such as after exercising at a health club.
- Cleaning your hands regularly.
- Keeping cuts and scrapes clean and covered with bandages or dressing until healed.

These precautions are especially important in settings such as in locker rooms, gyms, and health clubs.

From CDC: <http://cdc.gov/mrsa/environment/index.html>



# Cleaning & Disinfecting Athletic Facilities for MRSA - from the CDC

Shared equipment that comes into direct skin contact should be cleaned after each use and allowed to dry. Equipment, such as helmets and protective gear, should be cleaned according to the equipment manufacturers' instructions to make sure the cleaner will not harm the item.

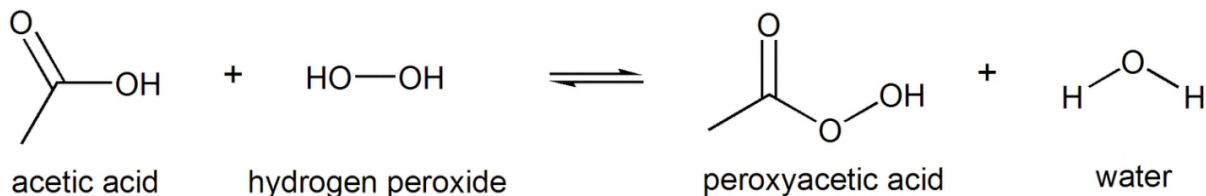
1. Athletic facilities such as locker rooms should always be kept clean whether or not MRSA infections have occurred among the athletes.
2. Review cleaning procedures and schedules with the janitorial/environmental service staff.
  - Cleaning procedures should focus on commonly touched surfaces and surfaces that come into direct contact with people's bare skin each day.
  - Cleaning with detergent-based cleaners or Environmental Protection Agency (EPA)-registered detergents/disinfectants will remove MRSA from surfaces.
  - Cleaners and disinfectants, including household chlorine bleach, can be irritating and exposure to these chemicals has been associated with health problems such as asthma and skin and eye irritation.
    - Take appropriate precautions described on the product's label instructions to reduce exposure. Wearing personal protective equipment such as gloves and eye protection may be indicated.
  - Follow the instruction labels on all cleaners and disinfectants, including household chlorine bleach, to make sure they are used safely and correctly.
    - Some key questions that should be answered by reading the label include:
      - How should the cleaner or disinfectant be applied?
      - Do you need to clean the surface first before using the disinfectant (e.g., pre-cleaned surfaces)?
      - Is it safe for the surface? Some cleaners and disinfectants, including household chlorine bleach, might damage some surfaces (e.g., metals, some plastics).
      - How long do you need to leave it on the surface to be effective (i.e., contact time)?
      - Do you need to rinse the surface with water after using the cleaner or disinfectant?
    - If you are using household chlorine bleach, check the label to see if the product has specific instructions for disinfection. If no disinfection instructions exist, then use 1/4 cup of regular household bleach in 1 gallon of water (a 1:100 dilution equivalent to 500-615 parts per million [ppm] of available chlorine) for disinfection of pre-cleaned surfaces.
    - Environmental cleaners and disinfectants should not be put onto skin or wounds and should never be used to treat infections.
4. There is a lack of evidence that large-scale use (e.g., spraying or fogging rooms or surfaces) of disinfectants will prevent MRSA infections more effectively than a more targeted approach of cleaning frequently-touched surfaces.
5. Repair or dispose of equipment and furniture with damaged surfaces that do not allow surfaces to be adequately cleaned.
6. Covering infections will greatly reduce the risks of surfaces becoming contaminated with MRSA.

From CDC - <http://cdc.gov/mrsa/environment/athleticFacilities.html>

MRSA Athletics.pub - 3/28/11



# **NEUTRA-GUARD™** *The new smell of clean®.* PEROXYACETIC ACID-BASED DISINFECTANT & CLEANER



- **Kills c-diff spores in 2 minutes**
- **Effective against M.R.S.A.\*\* (methicillin resistant staphylococcus aureus)**
- **Meets the Interim Protocol disinfectant recommendations for Ebolavirus issued by the CDC and OSHA.**
- **Economical concentrate dilutes 1:32.**
- **Low corrosivity to stainless steel.**
- **Acidic Green Chemistry – decomposes to water and oxygen**
- **Meets new CDC interim recommendations for Candida Auris.‡**

- Broad spectrum microbial action
- Wide temperature range
- Single use product for all surfaces
- Effective up to pH 8.0
- Removes mineral deposits
- No rinse required after sanitation
- Good Environmental Profile
- Low corrosivity to stainless steel
- Does not bind to cotton like most quats

Neutra-Guard™ is a new generation of disinfectant made with hydrogen peroxide and peracetic acid. Neutra-Guard is designed to meet the challenges created by hard-to-kill organisms like c-diff. As a disinfectant that kills both enveloped and non-enveloped viruses it brings a higher level of disinfection to the table, when needed. It will find immediate acceptance by housekeeping personnel in hospitals, nursing homes, and immediate care facilities. It also has a place in other facilities needing the extra disinfecting power for outbreaks or other special needs.

Neutra-Guard is diluted at 1:32 or 4 ounces per gallon for water of 0 to 400 ppm hardness.

Neutra-Guard is bactericidal, virucidal and fungicidal. It is for use on hard non-porous



surfaces such as floors, walls, plastic surfaces, porcelain surfaces, stainless steel and other metal surfaces. It may be applied with microfiber products, mop, sponge or cloth as well as by spraying or soaking.

**Safer to use:** Neutra-Guard, at use-dilution, is designed to solve the problems of bleach: corrosive to metals, hazardous use-dilution at 1:10, potential to form chlorine gas or other poison gases if mixed with other cleaners, lack of organic soil tolerance and lack of assurance that bleach maintains its strength and ability to disinfect. It has been shown that better disinfection results when personnel enjoy using the product and therefore, use it properly for greater germ killing efficacy. The use-dilution of 1:32 requires only minimal personal protective equipment, which are usually already being used for all cleaning procedures.

**Technical Information:** We invite you to compare the Neutra-Guard germ killing statistics with any other disinfectant-cleaner. Neutra-Guard is effective against a broad range of bacteria including c-diff (both vegetative and spore states), M.R.S.A., various antibiotic resistant strains of Strept. and others. It is also virucidal against \*HIV-1 (AIDS), Herpes simplex Type I and II, norovirus, rotavirus and many other viruses. Neutra-Guard is also fungicidal as evidenced by its performance against Trichophyton Interdigitale (athlete's foot).

**Mixing, Use and Efficacy Information:** Neutra-Guard's use solution is a one step hospital use disinfectant, cleaner and deodorant designed for general cleaning and disinfecting of hard, nonporous inanimate surfaces. Quickly removes dirt, grime, fungus, food residue, blood and other organic matter commonly found in health care facilities. It also eliminates odors leaving surfaces smelling clean and fresh. Use where odors are a problem.

This product is not to be used as a terminal sterilant/high level disinfectant on any surface or instrument that (1) is introduced directly into the human body, either into or in contact with the bloodstream, or normally sterile areas of the body, or (2) contacts intact mucous membranes, but which does not ordinarily penetrate the blood barrier or otherwise enter normally sterile areas of the body. This product may be used to pre-clean or decontaminate critical or semi-critical medical devices prior to sterilization or high level disinfection.

**SPORICIDAL:** Clostridium difficile - This product kills and/or inactivates spores of Clostridium difficile on hard, non-porous surfaces. This product is effective against Clostridium difficile endospores after a 2 minute exposure time.

#### **SPECIAL INSTRUCTIONS FOR CLEANING PRIOR TO DISINFECTION AGAINST Clostridium difficile SPORES**

**Personal Protection:** Wear appropriate barrier protection such as gloves, gowns, masks or eye

covering.

**Contact time:** Leave surface wet for 2 minutes with 4 fluid ounces per gallon use solution.

**Cleaning Procedure:** Fecal matter/waste must be thoroughly cleaned from surfaces/objects before disinfection by application with a clean cloth, mop, and/or sponge saturated with the disinfectant product. This cleaning may be accomplished with any cleaning solution, including this product. Cleaning is to include vigorous wiping and/or scrubbing, until all visible soil is removed. Special attention is needed for high-touch surfaces. Surfaces in patient rooms are to be cleaned in an appropriate manner, such as from right to left or left to right, on horizontal surfaces, and top to bottom, on vertical surfaces, to minimize spreading of the spores. Restrooms are to be cleaned last. Do not reuse soiled cloths. Infectious Materials Disposal: Materials used in the cleaning process that may contain feces/wastes are to be disposed of immediately in accordance with local regulations for infectious materials disposal.

**DISINFECTION IN INSTITUTIONS** (Hospitals, Dental Offices, Nursing Homes, and Other Health Care Institutions): At 4 fluid ounces per gallon of water (or equivalent use dilution) and in the presence of 5% blood serum and 400 ppm hard water with a 2-minute contact time, this product is effective against the

following organisms on hard non-porous surfaces:

Acinetobacter baumannhi  
Community Acquired Methicillin Resistant Staphylococcus aureus (CA-MRSA)  
Escherichia coli  
Escherichia coli with beta-lactamase resistance (ESBL)  
Klebsiella pneumoniae  
Klebsiella pneumoniae Carbapenem Resistant  
Methicillin Resistant Staphylococcus aureus (MRSA)  
Proteus mirabilis  
Pseudomonas aeruginosa  
Salmonella enterica  
Staphylococcus aureus  
Streptococcus pneumoniae  
Streptococcus pyogenes  
Vancomycin Intermediate Resistant Staphylococcus aureus (VISA)  
Vancomycin Resistant Enterococcus faecalis (VRE)

**VIRUCIDAL PERFORMANCE:** At 4 fluid ounces per gallon of water use level (or equivalent use dilution) and in the presence of 5% blood serum and 400 ppm hard water with a 2-minute contact time, this product was evaluated and found to be effective against the following viruses on hard non-porous surfaces:

Adenovirus type 5  
Herpes simplex virus type 1  
Herpes simplex virus type 2  
Human Immunodeficiency virus type 1  
Influenza A virus

Murine Norovirus  
Norovirus  
Respiratory syncytial (RSV) virus  
Rhinovirus type 37  
Rotavirus  
Vaccinia virus

**VIRUCIDAL\* PERFORMANCE:** At 4 fluid ounces per gallon of water use level (or equivalent use dilution) and in the presence of 5% blood serum and 400 ppm hard water with a 5-minute contact time, this product was evaluated and found to be effective against the following viruses on hard nonporous surfaces:

Bovine Viral Diarrhea Virus BVDV  
Canine Parvovirus (CPV)  
Hepatitis B Virus  
Hepatitis C Virus

**FUNGICIDAL ACTIVITY:** At 4 fluid ounces per gallon use-level (or equivalent use dilution) and in the presence of 5% blood serum and 400 ppm hard water with a 2-minute contact time, this product is effective against the following organisms:

Candida albicans  
Trichophyton mentagrophytes-Athlete's foot fungus/a cause of Ringworm.

**PREPARATION OF DISINFECTION VIRUCIDAL\*/FUNGICIDAL USE SOLUTION:** For use with water hardness up to 400 ppm. Before using this product, food products and packaging materials must be removed from the room or carefully protected. For heavily soiled areas, a preliminary cleaning is required. Apply 4 fluid ounces of this product per gallon of water use solution (or equivalent use dilution) to disinfect hard, non-porous surfaces. Apply use solution with a brush, cloth, mop, sponge or mechanical spray device, hand pump, coarse pump or trigger spray device, thoroughly wetting surfaces as required. For sprayer applications, spray 6-8 inches from surface. Do not breathe spray. Rub with brush, sponge, mop or cloth. Treated surfaces must remain wet for 2 minutes, 5 minutes for HBV and HCV. Rinse or allow to air dry. Rinsing is not necessary unless floors are to be coated with finish or restorer. Rinse all surfaces that come in contact with food such as countertops, appliances, tables and stovetops with potable water before reuse. Change cloth, sponge or towels frequently to avoid redeposition of soil. Do not use this product to clean or disinfect utensils, glassware, dishes or interior surfaces of appliances. Prepare a fresh solution at least daily or when use solution becomes visibly dirty.

**\*KILLS HIV, HBV AND HCV ON PRECLEANED ENVIRONMENTAL SURFACES! OBJECTS PREVIOUSLY SOILED WITH BLOOD/BODY FLUIDS** in health care settings or other settings in which there is an expected likelihood of soiling of inanimate surfaces/objects with blood or body fluids and in which the surfaces/objects likely to be soiled with blood or body fluids can be associated with the potential for transmission of Human Immunodeficiency Virus Type 1 (HIV-1) associated with AIDS and Duck Hepatitis B Virus (HBV) and Bovine Viral Diarrhea Virus BVDV

surrogate for human Hepatitis C virus.

### **SPECIAL INSTRUCTIONS FOR CLEANING AND DECONTAMINATION AGAINST HIV-1, HBV AND HCV ON SURFACES/OBJECTS SOILED WITH BLOOD/BODY FLUIDS.**

**Personal Protection:** Clean up must always be done wearing protective latex gloves, gowns, masks and eye protection.

**Cleaning Procedure:** Blood and other body fluids containing HIV-1, HBV and HCV must be thoroughly cleaned from surfaces and objects before application of this product.

**Disposal of Infectious Materials:** Blood and other body fluids, cleaning materials and clothing must be autoclaved and disposed of according to federal, state and local regulations for infectious waste disposal.  
**Contact Time:** Leave surface wet for 2 minutes with a 4 fluid ounce per gallon of water use solution for HIV, leave surface wet for 5 minutes for HBV and HCV (or equivalent use dilution).

### **COMBINATION DISINFECTION AND CLEANING:**

This product is effective against the labeled organisms at 4 fluid ounces per gallon of water in hard water and 5% blood serum on hard nonporous surfaces. For heavily soiled areas a precleaning step is required. Apply solution with mop, cloth, sponge, brush, scrubber, or coarse spray device or by soaking so as to wet all surfaces thoroughly. Allow to remain wet for required contact of 2 minutes and then either allow to air dry or if desired remove solution and entrapped soil with a clean wet mop, cloth, or wet vacuum pickup. Prepare a fresh solution daily or when it becomes soiled or diluted.

**TO DEODORIZE:** Apply this product use solution to completely wet all surfaces. Let stand for 2 minutes to kill odor causing bacteria then wipe or allow to air dry. For heavily soiled areas, a precleaning is required.

**DISINFECTION OF ANIMAL AND POULTRY PREMISES, TRUCKS, COOPS AND CRATES:** This product is used in animal hospitals, animal laboratories, kennels, pet shops, zoos, pet animal quarters, poultry premises, poultry hatcheries, and livestock quarters. When used as directed this product is specifically designed to disinfect, deodorize and clean hard, non-porous surfaces such as walls, floors, sink tops, furniture, operating tables, kennel runs, cages, and feeding equipment. In addition this product will deodorize those areas which are generally hard to keep smelling fresh, such as garbage storage areas, empty garbage bins and cans, and any other areas which are prone to odors caused by microorganisms.

**DISINFECTION OF POULTRY PREMISES:** For heavily soiled areas, a pre-cleaning step is required. Prepare a fresh solution for each use. Remove all poultry and feeds from premises, trucks, coops, and crates. Remove all litter and droppings from floors, walls and surfaces of facilities occupied or traversed by poultry. Empty all troughs, racks, and other feeding and watering appliances. Thoroughly clean all surfaces with a detergent and rinse with water.



Saturate surfaces with 4 fluid ounces per gallon water (or equivalent use dilution) solution of this product for a period of 2 minutes. Thoroughly scrub treated feed racks, troughs, automatic feeders, fountains and waterers with a detergent and rinse with potable water before reuse. Ventilate buildings, coops and other enclosed spaces. Do not house poultry or employ equipment until treatment has been absorbed, set or dried. All treated equipment that comes in contact with food, feed, or drinking water must be rinsed with potable water before reuse. Change cloth, sponge or towels frequently to avoid redeposition of soil. Prepare a fresh solution at least daily or when use solution becomes visibly dirty.

**DISINFECTION AND DEODORIZING OF ANIMAL HOUSING FACILITIES (BARN, KENNELS, HUTCHES, ETC.):** Remove animals and feed from premises, vehicles, and enclosures. Remove all litter and droppings from floors, walls, and surfaces of barns, pens, stalls, chutes, and other facilities and fixtures occupied or traversed by animals. Empty all troughs, racks and other feeding and watering equipment. Thoroughly clean all surfaces with soap or detergent and rinse with water. Saturate surfaces by applying 4 fluid ounces per gallon of water (or equivalent use dilution) solution of this product with a mop, brush, or coarse spray. Wet all surfaces and allow to remain wet for 5 minutes. Immerse all halters and other types of hard non-porous equipment used in handling and restraining animals, as well as forks, shovels and scrapers used for removing litter and manure. Ventilate buildings and other enclosed spaces. Do not house animals or employ equipment until treatment has been absorbed, set or dried. Thoroughly scrub all treated feed racks, mangers, troughs, automatic feeders, fountains and waterers with a soap or detergent, and rinse with potable water before reuse. Change cloth, sponge or towels frequently to avoid redeposition of soil. Prepare a fresh solution at least daily or when use solution becomes visibly dirty.

**Damon Extras:** Your Damon Industries account manager is prepared to train your staff in the proper use of disinfectants through an in-service program. Wall signs and RTU bottle labels are available.

**Product Data:**

**Dilution rate:** 4 oz. per gallon (1:32) for water hardness up to 400 ppm and organic soil up to 5%.

**Fragrance:** Vinegar (*The new smell of clean.*)

**pH of use dilution:** 2.5 ± 0.5

**Health & safety:** Use-dilution - WARNING: Eye Irritant and possible skin irritant at 1:32 dilution.

**Packaging:**

One gallon recyclable polyethylene jugs packed 4 per case. Jug has a non-removable metering adapter closure to prevent more than incidental contact with the concentrate. The product must be used with a chemical dilution device such as a Hydro dispenser.

**Additional information:**

Additional information provided by the EPA, CDC and

OSHA regarding use against organisms not specifically listed here, but for which generalizations or interim guidelines have been issued that are applicable to this product.

**Influenza A variants:** EPA believes, based on available scientific information, that the currently registered influenza A virus products will be effective against the 2009-H1N1 flu strain and other influenza A virus strains on hard, non-porous surfaces.

<http://www.epa.gov/oppad001/influenza-disinfectants.html>

**Ebolavirus:** There are no disinfectants currently available with a specific claim against the Ebola virus. For now the CDC Interim Protocol, and the OSHA guidelines for Ebola, recommend a disinfectant that is effective against norovirus, rotavirus, adenovirus or poliovirus. Neutra-Guard has an EPA approved kill claim for norovirus and rotavirus, and thus meets the interim protocol for Ebola. Requires a wet time of 2 minutes.

<http://www.cdc.gov/vhf/ebola/hcp/environmental-infection-control-in-hospitals.html>

‡ **Candida Auris:** There are no disinfectants currently available with a specific claim against the fungus *Candida auris*. For now the CDC in its Candida Auris Interim Recommendations for Healthcare and Laboratories recommends use of an *Environmental Protection Agency (EPA)-registered hospital-grade disinfectant effective against Clostridium difficile spores*. Neutra-Guard has an EPA approved kill claim for c-diff spores, and thus meets the interim protocol for *Candida auris*. The label directions require a wet time of 2 minutes for c-diff spores and 2 minutes for fungicidal activity so this would seem to be a prudent wet time to use.

<https://www.cdc.gov/fungal/diseases/candidiasis/recommendations.html>

Neutra-Guard.pub  
2/14/18

© Copyright 2009-2018  
Damon Industries, Inc.  
Alliance, Ohio, USA



# **NEUTRA-STAT® 256**

## **DISINFECTANT-CLEANER CONCENTRATE**

Effective against M.R.S.A.\*\* (methicillin resistant staphylococcus aureus)  
Effective against Influenza A and thus, according to the EPA, will be  
effective against the H1N1 flu virus \*\*\*.

One-Step Cleaner & Disinfectant - Saves time.

Pleasant Fragrance - Immediate user acceptance.

Neutra-Stat® 256 is a new generation of quaternary ammonium disinfectant/cleaner formulated for its pleasant-to-use qualities. It will find immediate acceptance by housekeeping personnel in hospitals, nursing homes, immediate care facilities, day care centers, and other areas where germ-free surfaces are desired. Other areas for use include veterinary clinics, life sciences laboratories, farms, schools and colleges. Anywhere that disease and odor causing germs may be a problem, is the place for Neutra-Stat.

Neutra-Stat 256 is bactericidal, virucidal and fungicidal. It is for use on hard non-porous surfaces such as floors, walls, plastic surfaces, porcelain surfaces, stainless steel and other metal surfaces. It may be applied with a mop, sponge or cloth as well as by spraying or soaking. Rinsing is not necessary except when floors are to be recoated with finish. Minimum contact time for killing organisms is 10 minutes.

**Pleasant to use:** Neutra-Stat 256, at use-dilution, is designed to solve the problem of harsh disinfectants that are foul smelling, corrosive to the skin, and otherwise not "user friendly." Its pleasant floral fragrance overcomes the reluctance to use a product that irritates the nose. It has been shown that better disinfection results when personnel enjoy using the product; therefore, use it properly for greater germ killing efficacy. Neutra-Stat 256 concentrate causes eye and skin damage.

**Won't dull floor finish:** Many of the new generation quaternary disinfectant-cleaners are so aggressive they attack floor finish and dull its gloss, reducing its life expectancy. Neutra-Stat 256, at use-dilution, is formulated to clean well, but not attack floor finish. This saves the extra labor required for buffing and additional recoating. Floors stay in peak condition

longer.

**Effective disinfection action:** Neutra-Stat 256 successfully passes the latest A.O.A.C. Use-Dilution tests in 400 ppm water hardness with 5% serum contamination. This means that Neutra-Stat 256 still gives an effective kill in very hard water even when contaminated with organic soil. Neutra-Stat 256 cleans and disinfects just as effectively at the finish of the job as it does at the beginning.

**Technical Information:** We invite you to compare the germ killing statistics of Neutra-Stat 256 with any other disinfectant. The complete technical data and a summary of the test results are on the back of this sheet. A brief summary of the technical data follows. See the technical bulletins for individual products for complete test results.

Neutra-Stat 256 is effective against a broad range of bacteria including M.R.S.A.\*\*, various antibiotic resistant strains of Strept. and others. It is also virucidal against \*HIV-1 (AIDS), Herpes simplex Type I and II and many other viruses. It is also fungicidal as evidenced by its performance against Trichophyton mentagrophytes (athlete's foot).

**Veterinary qualifications:** Neutra-Stat 256 has also been proven effective against many animal disease causing organisms. Some of these are the Canine Parvovirus, Feline Picorna Virus, Canine Distemper Virus, Rabies Virus and Porcine Parvovirus. See the technical bulletins for more information.

**Damon Extras:** Your Damon Industries account manager is prepared to train your staff in the proper use of disinfectants through an in-service program. Wall signs and spray bottle labels are available. Metered dispensing systems are also available.

**Dilution rate:**

Neutra-Stat 256: ½ oz. per gallon (1:256 ratio)

**Health & safety:**

DANGER: Corrosive, Eyes & Skin.

**Packaging:**

One gallon recyclable polyethylene jugs.

**Bactericidal Test Results:** Effective against the following pathogenic bacteria according to the A.O.A.C. Use-Dilution, current edition, modified in the presence of 400 ppm hard water (calculated as CaCO<sub>3</sub>) plus 5% organic serum at proper use dilution:

Pseudomonas aeruginosa (antibiotic resistant)	
Staphylococcus aureus (antibiotic resistant) (M.R.S.A.**)	
Streptococcus pneumoniae (antibiotic resistant)	
E. coli (antibiotic resistant)	
Klebsiella pneumoniae (antibiotic resistant)	
Staphylococcus epidermidis (antibiotic resistant)	
Pseudomonas aeruginosa	Proteus vulgaris
Klebsiella pneumoniae	Salmonella typhi
Enterobacter cloacae	Proteus mirabilis
Streptococcus pyogenes	Salmonella typhimurium
Enterobacter aerogenes	Shigella sonnei
Serratia marcescens	Shigella flexneri
Staphylococcus aureus	Fusobacterium Necrophorum
E. coli	

**Fungicidal Test Results:** Fungicidal against Trichophyton mentagrophytes and Candida albicans according to the A.O.A.C. Fungicidal Test, current edition, modified in the presence of 400 ppm hard water (calculated as CaCO<sub>3</sub>) plus 5% organic serum at proper use dilution.

**Virucidal Test Results:** Virucidal against \*HIV-1 (AIDS virus), Herpes simplex type I, Herpes simplex type II, Influenza A, Feline Picorna Virus, Canine Distemper Virus, Rabies Virus, Porcine Parvovirus, Pseudorabies Virus, Infectious Bronchitis Virus (Avian IBV) and Vaccinia

according to the Virucidal Qualification Test, modified in the presence of 400 ppm hard water (calculated as CaCO<sub>3</sub>) plus 5% organic serum at proper use dilution.

\* Kills HIV-1 (AIDS virus) on pre-cleaned environmental surfaces/objects previously soiled with blood/body fluids in healthcare settings or other settings in which there is an expected likelihood of soiling of inanimate surfaces/objects with blood or body fluids, and in which the surfaces/objects likely to be soiled with blood or body fluids can be associated with the potential for transmission of human immunodeficiency virus Type 1 (HIV-1) (associated with AIDS).

**SPECIAL INSTRUCTIONS FOR CLEANING AND DECONTAMINATION AGAINST HIV-1 (AIDS VIRUS) OF SURFACES / OBJECTS SOILED WITH BLOOD / BODY FLUIDS:**

**Personal Protection:** Disposable latex or vinyl gloves, gowns, face masks or eye coverings as appropriate, must be worn during all cleaning of body fluids, blood, and decontamination procedures.

**Cleaning Procedures:** Blood and body fluids must be thoroughly cleaned from surfaces and objects before application of disinfectant.

**Contact Time:** Effective against HIV-1 (AIDS virus) on hard non-porous surfaces in the presence of a moderate amount of organic soil (5% blood serum) when used at the proper use dilution (providing 600 ppm of active quaternary) in 400 ppm CaCO<sub>3</sub> hard water for a contact time of 4 minutes at room temperature (20-25°C). Use a ten (10) minute contact time for disinfection against all other bacteria, fungi and viruses claimed (listed on labeling).

\*\* Methicillin Resistant Staphylococcus Aureus

\*\*\* EPA believes, based on available scientific information, that the currently registered influenza A virus products will be effective against the 2009-H1N1 flu strain and other influenza A virus strains on hard, non-porous surfaces.

<http://www.epa.gov/oppad001/influenza-disinfectants.html>





# **NEUTRA-STAT® 64 & 128**

## **DISINFECTANT-CLEANERS**

Effective against M.R.S.A.\*\* (methicillin resistant staphylococcus aureus)  
Effective against Influenza A and thus, according to the EPA, will be  
effective against the H1N1 flu virus \*\*\*.

One-Step Cleaner & Disinfectant - Saves time.

Pleasant Fragrance - Immediate user acceptance.

Neutra-Stat® 64 and Neutra-Stat® 128 are a new generation of quaternary ammonium disinfectant/cleaners formulated for their pleasant-to-use qualities. They will find immediate acceptance by housekeeping personnel in hospitals, nursing homes, immediate care facilities, day care centers, and other areas where germ-free surfaces are desired. Other areas for use include veterinary clinics, life sciences laboratories, farms, schools and colleges. Anywhere that disease and odor causing germs may be a problem, is the place for Neutra-Stat.

Both Neutra-Stats are bactericidal, virucidal and fungicidal. They are for use on hard non-porous surfaces such as floors, walls, plastic surfaces, porcelain surfaces, stainless steel and other metal surfaces. They may be applied with a mop, sponge or cloth as well as by spraying or soaking. Rinsing is not necessary except when floors are to be recoated with finish. Minimum contact time for killing organisms is 10 minutes.

**Pleasant to use:** Both the Neutra-Stats, at use-dilution, are designed to solve the problem of harsh disinfectants that are foul smelling, corrosive to the skin, and otherwise not "user friendly." Their pleasant floral fragrance overcomes the reluctance to use a product that irritates the nose. It has been shown that better disinfection results when personnel enjoy using the product; therefore, use it properly for greater germ killing efficacy. Neutra-Stat 64 concentrate is only an eye irritant. Neutra-Stat 128 concentrate causes eye and skin damage.

**Won't dull floor finish:** Many of the new generation quaternary disinfectant-cleaners are so aggressive they attack floor finish and dull its gloss, reducing its life expectancy. Neutra-Stats 64 and 128, at use-dilution, are formulated to clean well, but not attack floor finish. This saves the extra labor required for

buffing and additional recoating. Floors stay in peak condition longer.

**Effective disinfection action:** Neutra-Stats 64 & 128 successfully pass the latest A.O.A.C. Use-Dilution tests in 400 ppm water hardness with 5% serum contamination. This means that both Neutra-Stats still give an effective kill in very hard water even when contaminated with organic soil. The Neutra-Stats clean and disinfect just as effectively at the finish of the job as they do at the beginning.

**Technical Information:** We invite you to compare the germ killing statistics of Neutra-Stat 64 & 128 with any other disinfectant. The complete technical data and a summary of the test results are on the back of this sheet. A brief summary of the technical data follows. See the technical bulletins for individual products for complete test results.

Neutra-Stats 64 & 128 are effective against a broad range of bacteria including M.R.S.A.\*\*, various antibiotic resistant strains of Strep. and others. They are also virucidal against \*HIV-1 (AIDS), Herpes simplex Type I and II and many other viruses. They are also fungicidal as evidenced by their performance against Trichophyton mentagrophytes (athlete's foot).

**Veterinary qualifications:** Neutra-Stats 64 & 128 have also been proven effective against many animal disease causing organisms. Some of these are the Canine Parvovirus, Feline Picorna Virus, Feline Leukemia Virus, Canine Distemper Virus, Rabies Virus and Porcine Parvovirus. See the technical bulletins for more information.

**Damon Extras:** Your Damon Industries account manager is prepared to train your staff in the proper use of disinfectants through an in-service program. Wall signs and spray bottle labels are available. Metered dispensing systems are also available.



**Dilution rate:**

Neutra-Stat 64 : 2 oz. per gallon (1:64 )  
Neutra-Stat 128: 1 oz. per gallon (1:128 ratio)

**Health & safety:**

Neutra-Stat 64: CAUTION: Eye Irritant.  
Neutra-Stat 128: DANGER: Corrosive, Eyes & Skin.

**Packaging:**

One gallon recyclable polyethylene jugs packed 4 per case.

**Bactericidal Test Results:** Effective against the following pathogenic bacteria according to the A.O.A.C. Use-Dilution, current edition, modified in the presence of 400 ppm hard water (calculated as CaCO<sub>3</sub>) plus 5% organic serum at proper use dilution:

- Pseudomonas aeruginosa (antibiotic resistant)
- Staphylococcus aureus (antibiotic resistant) (M.R.S.A.\*\*)
- Streptococcus faecalis (antibiotic resistant)
- E. coli (antibiotic resistant)
- Klebsiella pneumoniae (antibiotic resistant)
- Staphylococcus epidermidis (antibiotic resistant)

- |                         |                        |
|-------------------------|------------------------|
| Pseudomonas aeruginosa  | Staphylococcus aureus  |
| Streptococcus faecalis  | E. coli                |
| Klebsiella pneumoniae   | Proteus vulgaris       |
| Salmonella Choleraesuis | Salmonella typhi       |
| Enterobacter cloacae    | Proteus mirabilis      |
| Streptococcus pyogenes  | Salmonella typhimurium |
| Enterobacter aerogenes  | Shigella sonnei        |
| Serratia marcescens     | Shigella flexneri      |
| Pasteurella multocida   | Fusobacterium          |
| Necrophorum             |                        |

**Fungicidal Test Results:** Fungicidal against Trichophyton mentagrophytes and Candida albicans according to the A.O.A.C. Fungicidal Test, current edition, modified in the presence of 400 ppm hard water (calculated as CaCO<sub>3</sub>) plus 5% organic serum at proper use dilution.

**Virucidal Test Results:** Virucidal against \*HIV-1 (AIDS virus), Adenovirus type 4, Herpes simplex type I, Herpes simplex type II, **Influenza A/Hong Kong**, Rubella, Feline Picorna Virus, Feline Leukemia Virus, Canine Distemper Virus, Rabies Virus, Porcine Parvovirus, Pseudorabies Virus, Infectious Bronchitis Virus (Avian IBV) and Vaccinia according to the Virucidal Qualification Test, modified in the presence of 400 ppm hard water (calculated as CaCO<sub>3</sub>) plus 5% organic serum at proper use dilution.

\* Kills HIV-1 (AIDS virus) on precleaned environmental surfaces/objects previously soiled with blood/body fluids in healthcare settings or other settings in which there is an expected likelihood of soiling of inanimate surfaces/objects with blood or body fluids, and in which the surfaces/objects likely to be soiled with blood or body fluids can be associated with the potential for transmission of human immunodeficiency virus Type 1 (HIV-1) (associated with AIDS).

**SPECIAL INSTRUCTIONS FOR CLEANING AND DECONTAMINATION AGAINST HIV-1 (AIDS VIRUS) OF SURFACES / OBJECTS SOILED WITH BLOOD / BODY FLUIDS:**

**Personal Protection:** Disposable latex or vinyl gloves, gowns, face masks or eye coverings as appropriate, must be worn during all cleaning of body fluids, blood, and decontamination procedures.

**Cleaning Procedures:** Blood and body fluids must be thoroughly cleaned from surfaces and objects before application of disinfectant.

**Contact Time:** Effective against HIV-1 (AIDS virus) on hard -non-porous surfaces in the presence of a moderate amount of organic soil (5% blood serum) when used at the proper use dilution (providing 600 ppm of active quaternary) in 400 ppm CaCO<sub>3</sub> hard water for a contact time of 4 minutes at room temperature (20-25°C). Use a ten (10) minute contact time for disinfection against all other bacteria, fungi and viruses claimed (listed on labeling).

\*\* Methicillin Resistant Staphylococcus Aureus



\*\*\* EPA believes, based on available scientific information, that the currently registered influenza A virus products will be effective against the 2009-H1N1 flu strain and other influenza A virus strains on hard, non-porous surfaces.

<http://www.epa.gov/oppad001/influenza-disinfectants.html>





# **NEUTRA-STAT<sup>®</sup> TB**

## **READY TO USE DISINFECTANT CLEANER**

**Effective against MRSA, VRE and Influenza A: H1N1\*\*\***

**HEALTHIER SURROUNDINGS: Reduces cross-contamination.**

**SAVES LABOR: Cleans and disinfects in one step.**

**SAFE TO USE: No concentrate to handle.**

**EASY TO USE: No measuring and mixing.**

**NEUTRAL pH: Safe on all surfaces.**

Neutra-Stat TB<sup>®</sup> is a ready-to-use "one-step" hospital grade disinfectant cleaner. It is tuberculocidal, bactericidal, virucidal and fungicidal.

Cross-contamination is a major housekeeping concern not only in hospitals, but in schools, institutions and industry. Neutra-Stat TB has been designed to aid in the reduction of cross-contamination in these areas. Neutra-Stat TB is effective against a broad spectrum of viral and bacterial pathogens including HIV-1 and Pseudomonas aeruginosa. It is effective in the presence of 5% serum contamination and 400ppm water hardness. The end result is healthier surroundings when Neutra-Stat TB is used.

### **Saves labor:**

Neutra-Stat TB is not only a disinfectant, but a good cleaner as well. Using one product instead of two saves labor and reduces inventory. In addition Neutra-Stat TB will control and inhibit mold and mildew growth. As an added value, it may be used as a non-acid toilet bowl cleaner and disinfectant.

### **Deodorizes with a pleasant fragrance:**

Neutra-Stat TB contains a pleasant floral fragrance. The fragrance was chosen specifically to be non-offensive

to anyone's sense of smell. Neutra-Stat TB kills odor-causing bacteria where their growth causes malodors which enhances the image of a facility.

### **Easy to use:**

Neutra-Stat TB requires no mixing making it easy to use and safe to handle. Workers never come into contact with corrosive or irritating concentrates. Neutra-Stat TB is safe to use on any hard surface making it very versatile.

### **Directions:**

Apply undiluted to the surface using a sprayer, cloth or mop so as to thoroughly wet the surface. For complete disinfection the surface must remain wet for ten minutes.

### **Packaging:**

Neutra-Stat TB is packaged in quart containers, 12 quarts per case. For convenience, two sprayers are included in each case. All packaging is recyclable.

### **Product Data:**

Appearance: Colorless liquid

Odor: Floral

pH: 10.5 - 12.5

Stability: Stable from 32° F. to 105° F. for up to two years.

EPA Registration. No.: 1839-83-6186

**Tuberculocidal Test Results:** Effective against Mycobacterium bovis according to the A.O.A.C. Confirmative In Vitro Test for Determining Tuberculocidal Activity in the presence of 5% organic serum with a 5 minute wet time.

**Bactericidal Test Results:** Effective against the following pathogenic bacteria according to the A.O.A.C. Germicidal Spray Products as Disinfectants test method, modified in the presence of 5% organic serum. Ten minute contact time.

Methicillin Resistant Staphylococcus aureus (MRSA)  
Vancomycin Resistant Enterococcus Faecalis (VRE)  
Vancomycin Intermediate Resistant Staphylococcus Aureus (VISA)  
Methicillin Resistant Staphylococcus epidermidis (MRSE)

Pseudomonas aeruginosa	Staphylococcus aureus
E. coli and E. coli O157:H7	Salmonella typhi
Salmonella Choleraesuis	Listeria monocytogenes
Yersinia enterocolitica	Enterococcus Faecium
Corynebacterium ammoniagenes	
Streptococcus pyogenes (Necrotizing Fasciitis-Group A)	

**Fungicidal Test Results:** Fungicidal against Trichophyton interdigitale according to the A.O.A.C. Germicidal Spray Products as Disinfectants test method, modified in the presence of 5% organic serum. Ten minute contact time.

**Mildewstat Test Results:** Mildewstatic for Aspergillus niger according to the E.P.A. Hard Surface Mildew Fungistatic Test.

**Virucidal Test Results:** Virucidal against Hepatitis A, Canine Parvovirus and Poliovirus Type 1 with a wet time of 10 minutes; Hepatitis B, Hepatitis C, and Bovine Viral Diarrhea Virus with a wet time of 5 minutes; Human Coronavirus, SARS associated Coronavirus and Avian Influenza A with a wet time of 2 minutes; Rhinovirus type 39 and Rotavirus with a wet time of 3 minutes; HIV-1 (associated with AIDS) with a wet time of 1 minute (60 seconds); and Norovirus (Norwalk Virus), Feline Calcivirus and Rabies Virus with a wet time of 30 seconds according to the E.P.A. Pesticide Assessment Guidelines, Subdivision G: Product Performance, Section 91-2 (f), and Section 91-30 (d), (e), November, 1982, modified in the presence of 5% organic serum.

\*\*\* EPA believes, based on available scientific information, that the currently registered influenza A virus products will be effective against the 2009-H1N1 flu strain and other influenza A virus strains on hard, non-porous surfaces.

<http://www.epa.gov/oppad001/influenza-disinfectants.html>

**Ebolavirus:** There are no disinfectants currently available with a specific claim against the Ebola virus. For now the CDC Interim Protocol, and the OSHA guidelines for Ebola recommend a disinfectant that is effective against norovirus, rotavirus, adenovirus or poliovirus. Neutra-Stat TB has an EPA approved kill claim for the norovirus and rotavirus, and thus meets the protocol for Ebola. Norovirus requires a wet time of 30 seconds and rotavirus requires a wet time of 3 minutes. Therefore we would recommend that you use the 3 minute wet time for good measure.

Here is an excerpt from the CDC Interim Protocol dated 8/1/14:

*Use a U.S. Environmental Protection Agency (EPA)-registered hospital disinfectant with a label claim for a non-enveloped virus (e.g., norovirus, rotavirus, adenovirus, poliovirus) to disinfect environmental surfaces in rooms of patients with suspected or confirmed Ebola virus infection. Although there are no products with specific label claims against the Ebola virus, enveloped viruses such as Ebola are susceptible to a broad range of hospital disinfectants used to disinfect hard, non-porous surfaces. In contrast, non-enveloped viruses are more resistant to disinfectants. As a precaution, selection of a disinfectant product with a higher potency than what is normally required for an enveloped virus is being recommended at this time. EPA-registered hospital disinfectants with label claims against non-enveloped viruses (e.g., norovirus, rotavirus, adenovirus, poliovirus) are broadly antiviral and capable of inactivating both enveloped and non-enveloped viruses.*

<http://www.cdc.gov/vhf/ebola/hcp/environmental-infection-control-in-hospitals.html>



# ***PERFECT ORANGE™***

## ***Peroxide & Orange Cleaner***

- **Removes stubborn spots & stains from fabrics and surfaces**
- **Economical concentrate dilutes many ways for many jobs**
- **Pleasant fragrance and user friendly formulation**
- **Removes Quat. residue and browning from floors and mops**

Perfect orange cleaner is a unique blend of a peroxide stain remover and d-limonene cleaner-degreaser giving you two products in one. Instead of trying everything in your closet on spots and stains, reach for Perfect orange cleaner first. In most cases it will be the only product you need. Save time and closet space.

Peroxide is a proven stain remover that will not harm most fabrics and dyes. It is much safer on fabrics than bleach and much less hazardous to workers.

D'limonene is a derivative of natural citrus products and is often referred to as nature's degreaser. It works on many solvent-based stains thus complimenting and enhancing the peroxide. This dual attack is surprisingly effective on many hard to remove stains such as blood, grease, soft drinks, juices (including some red drinks), inks and many others.

Perfect orange cleaner also rinses very free, leaving no residues to attract dirt or dull surfaces. Both ingredients act as deodorants, breaking down many odors and masking others.

Perfect orange cleaner is excellent for removing film and brown stains on hard floors caused by quaternary ammonium disinfectants without harming the floor finish. It also removes brown stains from mops.

As a laundry additive it whitens, removes many stains, and softens laundry. It removes stains from Ensure and similar products. The use of bleach may be eliminated or reduced which lengthens the life of linens.

Perfect orange cleaner is very user friendly with a neutral pH and low toxicity.

Peroxide breaks down into oxygen and water while the d'limonene is biodegradable. It has a low VOC content and no flash point to worry about.

### **Directions:**

#### **Floor Cleaning & Stain removing:**

May be mopped on or used in an auto scrubber. Leaves floors very glossy.

- 6 ounces per gallon of water - Regular floor cleaning, odor removal from bathroom floors, removal of quat. film.
- 10-15 ounces per gallon of water - Removes heavy quat. residue and brown stains on floors.
- 20 ounces per gallon of water - For extreme cases of brown staining.

**Laundry:** Two cups added to the first cycle per average load, or the equivalent in commercial machines. Perfect orange cleaner may also be used as a laundry spotter by spraying onto stains.

#### **Carpet Spot & Stain Removal:**

Spray full strength directly onto stains as a pre-spotter before extracting. May also be used for manual spot cleaning. Spray directly onto the stain and blot up. Always test in an inconspicuous place first.

**Packaging:** Gallon plastic jugs packed 4 per case. Labeled spray bottles available.

Contact your Damon representative for a complete carpet cleaning program, complete laundry program and a complete hard-floor program.

PerfectOrange.pub - 6/28/02



# ***Pleasant Clean™***

## ***Thickened Non-acid Bowl and Bathroom Cleaner***

- Non-Acid, safe for everyday use
- Thick Clinging Formula reduces product over-use
- Multipurpose for many restroom cleaning tasks
- Kills VRE, MRSA, HIV-1, & E. Coli 0157:H7
- Cleans, disinfects and deodorizes in one step

A high foaming, effective cleaner, disinfectant, and deodorizer for toilet bowls, urinals, and any hard surface in restrooms. This thickened product provides an ultra-rich foam that clings to surfaces and penetrates tough soil and soap scum. Contains no acids or abrasives. Safe for daily use. The pleasant fragrance leaves the area smelling fresh and clean. Recommended for regular cleaning and disinfection of hard, non-porous surfaces in schools, hospitals, nursing homes, office buildings, universities, institutions, grocery stores, restaurants, manufacturing plants, food plants and hotels & motels.

### **AREAS OF UTILIZATION**

- Interior/Exterior of Toilet Bowls
- Interior/Exterior of Urinals
- Bradley Wash Fountains
- Stainless Steel Drinking Fountains
- Ceramic & Quarry Tile & Grout
- Sinks
- Shower Stalls
- Bathtubs
- Chrome Fixtures
- Porcelain Enamel

### **EFFICACY DATA**

**Bactericidal Activity** - When used as directed this product exhibits effective disinfectant activity against the organisms:

- Staphylococcus aureus
- Methicillin resistant staphylococcus aureus (MRSA)
- Salmonella choleraesuis
- Pseudomonas aeruginosa
- Vancomycin resistant enterococcus faecalis (VRE)
- Escherichia coli (O157:H7)

**Mold and Mildewstat** - Prevents and controls mold and mildew on hard non-porous inanimate surfaces. This product is fungicidal against pathogenic fungi (trichophyton mentagrophytes) when used as directed on hard surfaces found in the restroom, shower stall and locker room or other clean hard non-porous surfaces commonly contacted by bare feet.

### **Virucidal Activity**

**Effective against Herpes Simplex Type 2** on hard

inanimate surfaces.

**Effective against HIV-1 (AIDS virus):** Product was evaluated and found to be an effective virucide in the presence of 5% serum against the virus HIV-1 (Human Immunodeficiency Virus 1, commonly referred to as "AIDS VIRUS" on inanimate surfaces.

**CLEANING:** To clean light soil from hard surfaces, dilute one part product with seven parts water. Spray or apply with a sponge and wipe clean and dry.

**DISINFECTION AND CLEANING:** To disinfect, clean and deodorize hard non-porous surfaces such as toilet seats, bathroom tiles, fixtures, shower stalls, tables, handrails, walls and sinks, proceed as indicated below. For disinfection, remove heavy soil before treatment and dispose of blood and other potentially infectious material properly.

1. Spray the area until it is covered with the solution.
2. Allow the product to penetrate and remain wet for 10 minutes. No scrubbing is necessary.
3. Wipe off with a clean cloth, mop or sponge. The product will not leave grit or soap scum.

### **One step cleaning and disinfection of toilet bowls and urinals:**

1. Remove water from bowl or urinal.
2. Using the dispensing cap or trigger sprayer, apply evenly until the entire surface is covered, holding the container 6 to 8 inches from the surface.
3. Swab the bowl completely using a brush or bowl mop, making sure to get under the rim.
4. Let stand for 10 minutes and flush.

**MILDEWSTAT:** To control mold and mildew on hard non-porous surfaces (such as floors, walls, table tops).

1. Pre-clean surfaces to be treated.
2. Spray the surfaces to be treated, making sure to wet them completely.

3. Let air dry. Repeat application at weekly intervals or when mildew growth appears.

### Product Data

#### Active Ingredients:

n-Alkyl (C<sub>14</sub> 60%, C<sub>16</sub> 30%, C<sub>12</sub> 5%, C<sub>18</sub> 5%)  
dimethyl benzyl ammonium chlorides.....0.105%  
n-Alkyl (C<sub>12</sub> 68%, C<sub>14</sub> 32%) dimethyl  
ethylbenzyl ammonium chlorides .....0.105%

#### EPA Registration:

8155-5-6186

#### USDA Rating: C2

#### Bactericidal Activity:

- Staphylococcus aureus
- Salmonella choleraesuis
- Pseudomonas aeruginosa
- VRE - Vancomycin resistant enterococcus
- MRSA - methicilin resistant staphylococcus aureus
- E.Coli 0157:H7

#### Virucidal Activity:

- HIV-1 (AIDS Virus)
- Herpes Simplex Type 2

#### Fungicidal Activity

- Athlete's Foot Fungus (Tricophyton Mentagrophytes)

#### Mold and Mildewstatic

#### Fragrance: Floral

#### DOT Shipping: Not Hazardous

#### Organic Soil Tolerance: 5%

#### High Sequestering Power

#### Deodorizing Activity

#### Phosphate Free





## Preventing Tracked-In Ice Melter Residue

Everyone is familiar with the problem of tracked-in residue from chemical ice melters. Residue soils carpets and scratches and removes floor finish. Labor is greatly increased and the results are still less than desirable. It is possible to get through the winter without the expense and mess by following these simple procedures.

The most important thing you can do is to prevent excess ice melter from entering your building in the first place. Proper use and containment are the two keys to success at this. Excess residue is reduced by not using too much product in the first place. The reason for over use is an effort to melt the ice faster. If you allow more time by spreading melter sooner, the recommended amount will do the job. The recommended amounts of various ice melters are shown here as ounces (by volume) of product per square yard of surface. A square yard is nine square feet or 3 feet by 3 feet.

Apply calcium chloride based melters, such as Peladow, at 2-4 ounces ( $\frac{1}{4}$  -  $\frac{1}{2}$  cup) per square yard. Apply sodium chloride based melters, such as Rock Salt or Halite at 8 ounces (1 cup) per square yard. With specialty blend melters, such as 4-Cast, Blue-Melt-Away, Storm Chaser or SSS Purple Flame, follow the manufacturer's recommendations or try between 4 and 8 ounces ( $\frac{1}{2}$  - 1 cup) per square yard, and use the least that gives the results you want.

For example: If you are using a scoop that holds 32 ounces, you should be covering 4 square yards with each scoop of sodium or potassium chloride based melter or between 8 and 16 square yards with calcium chloride melters.

Sodium and potassium chloride based ice melters leave a white powdery residue. Calcium chloride ice melters and blends produce an oily residue because they do not dry completely. Calcium chloride based melters track in less because less is used. However, their residue is more difficult to remove once it builds up. Frequent cleaning with an economical and effective cleaner is the solution.

The second way to reduce tracked in melter is to use entrance mats and runners. Use a mat with a very open weave to catch larger particles. Then follow with a carpet mat to absorb liquid. Matting should be changed or vacuumed with a wet vacuum when it becomes saturated. A wet

mat is of no benefit.

Even the best care will not eliminate all residue. The third way to deal with residue is to use a cleaner designed for removing ice melters. Regular floor cleaners will not do a good job of removing residue. Damon Industries manufactures a specialty product called **Daco<sup>®</sup> Metal Soap Absorbent** for this task. It has chelating (pronounced key-late-ing) agents to dissolve salt and calcium residues and rinse them away. The procedure for removing residue from hard surface floors is as follows:

1. Sweep the floor to pick up large ice melter particles.
2. Remove wet/dirty matting and runners.
3. Using cold water, prepare a 1:60 solution (2 ounces per gallon of water) of **Daco Metal Soap Absorbent**.
4. Mop the floor with the solution or scrub with an autoscrubber.
5. Let the solution sit for 1 to 2 minutes.
6. Mop or vacuum up the solution.
7. Rinse if needed.
8. Clean mats and runners using the above solution. Flush open weave or rubber mats with the solution. Allow to sit 2 minutes and then rinse with clear water. Carpet style mats can be shampooed as described below.

When calcium residue is tracked onto carpeting the residue will have an oily appearance and the carpeting will rapidly attract dirt. Vacuuming or normal shampooing will not remove the residue. Normal extraction will only partly alleviate the problem. It is important to remove the accumulated residue often in areas where sunlight strikes the carpet. Sunlight somehow bonds the residue to carpet fibers making it much more difficult to remove. The following procedure is used to remove residue from carpeting.

1. Vacuum to remove large particles.
2. Using warm water, prepare a 1:60 solution (2 ounces per gallon of water) of **Daco Metal Soap Absorbent**.
3. Shampoo with a rotary machine using the bonnet method followed by extraction, or use an extractor with a brush attachment. Follow your usual bonnet and extraction procedures using the **Daco Metal Soap** instead of your usual shampoo.

Preventing Tracked-In Ice Melter Residue.pub - 2/12/18



# Sassy

## General-Purpose Cleaner

**SAFE** - on all surfaces

**MULTI-PURPOSE** - Good for floors, furniture, and general cleaning

**VERY LOW HAZARD** - Safe for user and environment

### DESCRIPTION

Damon Sassy is a general-purpose cleaner for floors and other surfaces. Its unique formulation leaves a bright shine on surfaces, is non-flammable, and contains no dangerous solvents.

### APPLICATION

Sassy is an excellent cleaner for finished wood and furniture. It can also be used on terrazzo, ceramic, and resilient tile, as well as general cleaning. Directions for its primary uses are provided below.

### DIRECTIONS

Finished Wood Surfaces - For finished wood surfaces such as furniture, paneling, cabinets, tables, chairs, etc., dilute 2 - 3 oz. of Sassy per gallon of warm water. Wash away soil and wipe dry with a clean cloth. Sassy is completely safe for all wood surfaces and leaves them bright and shiny.

Floor Mopping - Dilute 2 - 3 oz. of Sassy per gallon of warm water. Mop the surface and allow to dry. This gives a soft, bright sheen to ceramic, stone, terrazzo, and resilient tile. Buff the floor for an even brighter shine. (This product is not recommended for high speed buffing programs.)

Floor Scrubbing - Dilute 2 - 3 oz. of Sassy per gallon of warm water. Allow it to soak for 5 to 10 minutes. After the soak period, scrub the floor with the proper machine and pad, leaving a brilliantly clean surface. Pick up the solution and rinse with clean water if necessary.

Sassy can also be used for general cleaning. Just dilute and apply with a sponge or mop. It has a pleasant sassafras fragrance.

### PACKAGING

Sassy is conveniently sold in cases of 4 - 1 gallon plastic bottles and 5 gallon plastic pails. All Damon packaging is recyclable.



Sassy.pub/pdf - 12/30/11



# **SF-77<sup>®</sup>**

## ***General Purpose Cleaner-Degreaser***

**DI-PHASE CLEANER - Versatile, fast-acting on grease and soil**  
**NON-FLAMMABLE - Safer, may be used where flammables cannot**  
**UNIQUE SOLVENT SYSTEM - Non-butyl, no health hazards**  
**HIGHLY CONCENTRATED - Very economical to use**

Damon SF-77 is a heavy-duty, synthetic cleaner/degreaser concentrate that works like a detergent on dirt and like a solvent on grease and oil. Its unique formulation leaves no residue, is non-flammable, dilutes with water, and contains no dangerous solvents.

At high use dilutions, SF-77 is the perfect cleaner for stainless steel, Formica, painted surfaces, and food service equipment. At lower dilutions, the cleaner is ideal for grills, filters, engines, and for small parts stripping. At recommended dilutions it is also an excellent car and truck body washer that will not harm paint, but removes road oil and grime. SF-77 is excellent for cleaning aluminum, and will remove moderate oxidation. SF-77 can cut through grease and grime on any hard surface at dilutions as low as 1.5 ounces per gallon of water. This highly concentrated formulation is very economical to use because of its low use-dilution cost.

### **DI-PHASE CLEANER**

The unique blend of detergents and solvents promotes higher dissolving power against stubborn accumulations on auto and truck engines, chassis and exteriors, cement floors and many other surfaces.

### **NON-FLAMMABLE**

SF-77's non-flammable formulation means it is safer for both the user and the environment.

### **UNIQUE BUFFERING SYSTEM**

At a normal dilution, SF-77 retains full non-caustic cleaning power for extended useful-

ness. Competing product solutions are initially caustic, which can be harmful to the user and to some surfaces. Furthermore, their cleaning power declines quickly, working with less efficiency than SF-77.

### **DIRECTIONS:**

**MACHINE SCRUBBING OF FLOORS:** Dilute SF-77 at 2 - 4 ounces per gallon of water for light to moderate cleaning.

**STRIPPING FLOORS:** Dilute SF-77 at 8 ounces per gallon of water for stripping heavy wax buildup.

**CEMENT AREAS SUCH AS SIDEWALKS, DRIVE THRU, AND DUMPSTER AREA:** Dilute SF-77 at 8 ounces per gallon of water.

**CLEANING ENTRANCE MATS:** Dilute SF-77 at 8 ounces per gallon of water.

**DEGREASING HOODS, FILTERS, BROILERS and STAINLESS STEEL EQUIPMENT** in restaurants, dilute SF-77 12 ounces per gallon of water and spray with small hand sprayer at hot hood with burners off.

**REMOVING GREASE AND SPATTER FROM CERAMIC SURFACES** dilute SF-77 at 10 ounces per gallon of water.

**CLEANING SMALL PARTS WITH HEAVY GREASE** dilute SF-77 at 12 ounces per gallon of water.

**AUTO & TRUCK ENGINES** dilute SF-77 at 12 TO 16 ounces per gallon of water.

**PACKAGING:** Four 1 gallon jugs per case, 5 gallon pails, 30 & 55 gallon plastic drums and totes. All packaging materials are recyclable.

SF-77.pub - 02/28/12



# Slam Dunk™

## Water-Based Urethane Wood Floor Finish

- Single-component formula means no pot life and no mess. Finish is useable the next day if more coats are desired.
- Contains reactive polymers that offer durability and appearance equal too or greater than oil-modified products.
- Excellent black mark, scuff and soil resistance.
- One hour dry time between coats under normal conditions.
- Only 24 hours gym down time.
- Restorable with a high speed buffer.
- Suitable for oak, maple and parquet floors.
- Low odor does not require shutdown of gyms or nearby areas.

### General Directions


This finish is not designed for application to bare wood floors. Use it only on previously sealed floors.

Before recoating, test floors which were previously coated with another finish by coating an inconspicuous area to determine compatibility with the existing finish. Apply 2 or 3 coats of finish to the test area following the instructions below.

1. **Prepare the Floor:** Dust mop the floor and remove all chewing gum, tape and labels.
2. **Scrub the Floor:** Clean the floor with an 8 ounce per gallon dilution of Clean Pass™. Auto scrub the floor with a black pad to roughen the surface. Rinse the floor with Ultra-Gloss™ Neutral Cleaner until all residue has been removed.
3. **Apply the Finish:** Stir gently before using. Apply at a rate of 800-1,000 square feet per gallon, using a clean, synthetic applicator on the drag tool. Apply thin, even coats in the direction of the grain of the wood. Allow a drying time of at least 1 hour between coats. Humid conditions will necessitate longer drying times. After the first

coat has dried completely, apply a second coat. Apply the second coat within 4 hours of the time the first coat was dry.

4. **Daily Maintenance:** Dust mop at least daily, or more often as required, to keep the floor dust and dirt free. Damp mop to remove spills, salt residue, etc. with Ultra-Gloss™ Neutral Cleaner and a thoroughly wrung mop.
5. **Weekly Maintenance:** If soil conditions are heavy, auto-scrub weekly with red pads and a 2 ounce per gallon dilution of Ultra-Gloss Neutral Cleaner.
6. **Restoring the Floor:** Dust mop the floor. Auto-scrub with red pads with a 4-8 ounces per gallon dilution of Clean Pass. Dry burnish the floor with a recommended burnish pad.





## Application Tips

1. Slam Dunk™ should be gently mixed before application.
2. During application, make sure air handlers are OFF and doors are closed to prevent flash drying. Ventilation can be turned back on after the application is complete and the finish has skinned over.
3. Slam Dunk™ can be applied over most existing finishes including oil-modified urethane products. If you are uncertain, test for compatibility in a small, inconspicuous area first.
4. When the humidity is high, drying times for Slam Dunk™ will vary greatly. Do not apply a second coat if the first coat is still tacky.
5. Two coats are usually sufficient when recoating a floor. If a third coat is desired, make sure the previous coats are thoroughly dry before applying the product.

## Properties

- **Type** - Urethane/Acrylic Blend
- **Form** - Opaque Liquid
- **Odor** - Bland
- **Color** - Light Yellow
- **Weight per Gallon** - 8.6 pounds
- **pH** - 7.5-8.5
- **Floor Solids** - 29%
- **Coverage** - Up to 1000 Sq. Ft. per gallon (25 m<sup>2</sup> per liter)
- **Slip-Resistance** - UL Classified
- **VOC Content** - 250 grams/liter







# Squish™ Anti-Foam

## LIQUID SILICONE DEFOAMER

- Contains no oil or solvents so there is no oily residue or flammability
- Silicone emulsion is non-toxic and does not affect fabrics or colors
- Highly concentrated so you use less and use-dilution cost is lower
- Emulsifiers spread silicone for faster, more complete defoaming

### Description

Squish is a non-petroleum, water-based foam breaker that is fast acting and leaves no residue at normal use dilutions. Silicone emulsions are colorless and non-toxic so carpets, upholstery, people and pets are not affected. There are no flammable petroleum distillates and the pH is a neutral 6.0 so the product is safer to use. It is very highly concentrated, up to five times the strength or competing products, so less is needed and the use-dilution cost is lower. Emulsifiers in Squish spread the silicone over the liquid surface quickly for faster and more complete defoaming.

Because it is non-toxic and colorless, Squish is perfect for defoaming recovery tanks of carpet extractors and auto scrubbers.

Squish is an industrial strength product and is used by municipal water treatment plants for defoaming. It may also be used in some industrial process waters. It is effective in defoaming acid cleaning procedures for heat exchangers and boilers.

Squish is useful for defoaming cooling towers and fountains that have accidentally been over-treated with biocides or deliberately vandalized with detergents.

### Directions

Shake well before using.

**For wet vacuum tanks and carpet extractor or auto-scrubber solution recovery tanks:** Prior to using equipment, squirt ½ ounce of Squish with a jug pump into the dirty water recovery tank. If desired,

a squirt may also be put into the end of the vacuum hose where it connects to the pick-up tool or squeegee. Repeat this procedure each time the dirty water recovery tank is emptied. A handy way to use Squish is to put it into a labeled spray bottle and spray a squirt or two into the tank or hose every time the tank is emptied.

**Large volume applications:** use 1-2 ounces of Squish per 100 gallons of solution.

**Waste water treatment plants:** inject ½ ounce of Squish per 1,000 gallons of effluent with a metering pump. This equals 4 gallons of Squish per million gallons.

**Metal cleaning and dip tanks:** use 1 ounce per 100 gallons of solution.

### PACKAGING

Case of 6 quart bottles, Case of 2 one gallon jugs, and 4 one gallon jugs. Packaging materials are recyclable.



squish.pub - 2/12/16



# ***Stress Relief™***

## **Deodorant Concentrate**

### **Don't Cover up Odors, Eliminate Them**

***Fast Acting***

*Eliminates odors immediately without waiting for it to dry.*

***Versatile***

*Can be used on carpet, upholstery, and fabrics.*

***Widely accepted***

*Light fragrance, not overpowering. Employees won't object to using it.*

**Description:**

***Stress Relief*** is an odor eliminator that penetrates fabrics and neutralizes odor producing molecules. Many products on the market only cover or mask odors so odors return. ***Stress Relief*** eliminates odors by chemically neutralizing their source. The unique blend of surfactants enable the product to quickly penetrate the fabric, upholstery, or carpet fibers to get to the source of the problem. ***Stress Relief*** can be sprayed or added to a carpet extractor for odor elimination.

**Applications:**

By being part of your regular housekeeping routine, ***Stress Relief*** can keep blankets, mattresses, draperies, carpet, and upholstery fresh and odor free. It is excellent for use in rental cars on carpeting and upholstery. Used in hotel rooms, ***Stress Relief*** provides a good first image and eliminates stale odors that develop in closed rooms. Nursing homes and hospitals utilize ***Stress Relief*** throughout their facilities on carpeting, upholstery, fabrics, soiled linen and problem rooms.

***Stress Relief*** maybe used to remove stale odors from meeting rooms, dorm rooms, locker rooms, and jails. You can remove the musty smell from an old chair as well as the stale odor from

carpeting because ***Stress Relief*** penetrates the fabric and kills the odor at the source. It accomplishes this without leaving an overpowering fragrance or unpleasant odors behind.

**Directions:**

Dilute ***Stress Relief*** from 1:6 to 1:4 with water in a spray bottle (4 to 6 ounces of product in a 24 ounce bottle or 5 to 8 ounces of product in a 32 ounce bottle). Attach the sprayer to the bottle. Point the sprayer away from the body while spraying into the air.

**Fabrics and Upholstery:**

Spray a fine mist over the entire area. Allow to air dry. Odors will be gone. For fabric that may water spot, like silk, spray a small hidden area first as a test.

**Carpets:**

Spray a fine mist over the entire area that is producing the bad odor. For general deodorizing, spray a fine mist after vacuuming to provide a clean fresh carpet. For carpet extracting, use 2-3 ounces of ***Stress Relief*** per gallon of water in the extractor.

**Packaging:** 4 - 1 gallon jugs per case

11/14/05

Copyright Damon Industries, Inc. 2005



# Daco<sup>®</sup> Super-Strip

**High butyl for the most demanding stripping jobs**

**Fast acting**

**A super-concentrated floor stripping agent economical and effective for low to very heavy floor stripping.**

## DESCRIPTION

Highest butyl and high caustic stripper. Easy to rinse and fast acting. Most aggressive stripping action. Moderate odor.

Daco Super-Strip has been one of Damon's best selling products for many years. Its present state-of-the-art formula has evolved over the past twenty years to take advantage of the best science has to offer.

Daco Super-Strip is designed to remove all types of water emulsifiable finishes, waxes and sealers from resilient floors, including terrazzo, vinyl, vinyl asbestos, asphalt tile, and many others. It does this without obnoxious or flammable fumes.

## HIGHLY CONCENTRATED

Daco Super-Strip is very economical to use as a result of its high concentration. For most stripping jobs it dilutes at 1:15 or 1:20. One gallon will strip approximately 750-1,000 square feet.

## FAST ACTING

Daco Super-Strip's special blend of caustic and solvents penetrates quickly to soften wax. You can strip more square feet in the same amount of time because you spend less time waiting. Daco Super-Strip will soften two or three coats of finish in five minutes. Four or more coats will take ten to fifteen minutes depending on the amount of burnishing that has been done.

## LESS HAZARDOUS

This makes the product safer for workers and means that people in other parts of the building will not be bothered by its use. The product is not as slippery and does not burn skin as quickly as many other strippers.

## SAFE FOR ALL FLOORS

Daco Super-Strip is very safe for asphalt tile flooring. It does not bleach nor soften it as can happen with some products. It is user-friendly because slight over-use does not spell trouble.

Heavy 1:2

Medium 1:3

pH 12.5

Caustic 2%



Rubber gloves, safety glasses, non-slip impervious shoes or boots, well ventilated room

**PACKAGING:** One gallon plastic jugs packed four per case and five gallon plastic containers. All packaging material is recyclable.



## SPECIFICATIONS

Non-Volatile Solids: .....	15%
Volatile Organic Compounds (VOC).....	31 g/l - 3.0%
Appearance: .....	White
Odor:.....	Mild
Type:.....	Acrylic co-polymer
Leveling: .....	Good
Recoating and Patching: .....	Superior
Foaming in Bucket:.....	None
Mop Drag:.....	None
Film Dry Time: .....	30 minutes
Walk On Time:.....	30 minutes
Time Before Recoat:.....	30-60 minutes
Time Before Buffing:.....	1 Hour
Film Gloss:.....	High
Film Color Stability:.....	Excellent
Slip Resistance: ASTM D-2407-75 James Machine coefficient .....	0.5 or higher
Scrubbability: .....	Excellent
Film Type:.....	restorable
Resistance to Water: .....	Excellent
Resistance to Scuffing and Heel Marks:.....	Excellent
Durability:.....	Exceptional
Coverage per gallon: .....	1,200 to 2,000 Sq. Ft.
Buffing Speed: .....	1,000 - 3,000 RPM

CAUTION: Floors are slippery when wet. To prevent falls, exercise care when working, wear proper footwear and block off traffic with "Wet Floor" signs until the floor is completely dry. Use only as directed. If in question as to adhesion, a test patch is recommended. Do not mix with any other product because poor performance could result. Do not pour unused product back into the original container.



Damon manufactures a complete line of products for your floor care program. For more information, contact us at 1-800-362-9850 or [info@DamonQ.com](mailto:info@DamonQ.com) or visit [DamonQ.com](http://DamonQ.com).



# **SYNERGY FOUR™**

## **DISINFECTANT-CLEANER**

Effective against M.R.S.A.\*\* (methicillin resistant staphylococcus aureus)  
Effective against Influenza A and thus, according to the EPA, will be effective against the H1N1 flu virus \*\*\*.

Same pleasant fragrance as the entire Synergy Four product system.

Saves Labor - Disinfects, cleans & deodorizes in one step.

Won't dull floor finish - Floors stay in peak condition longer.

Synergy Four Disinfectant is a new generation of quaternary ammonium disinfectant/cleaners formulated for its pleasant-to-use qualities. It will find immediate acceptance by housekeeping personnel in hospitals, nursing homes, immediate care facilities, day care centers, and other areas where germ-free surfaces are desired. Other areas for use include veterinary clinics, life sciences laboratories, farms, schools and colleges. Anywhere that disease and odor causing germs may be a problem, is the place for Synergy Four Disinfectant.

Synergy Four Disinfectant is bactericidal, virucidal and fungicidal. It is for use on hard non-porous surfaces such as floors, walls, plastic surfaces, porcelain surfaces, stainless steel and other metal surfaces. It may be applied with a mop, sponge or cloth as well as by spraying or soaking. Rinsing is not necessary except when floors are to be recoated with finish. Minimum contact time for killing organisms is 10 minutes.

**Pleasant to use:** Synergy Four Disinfectant, at use-dilution, is designed to solve the problem of harsh disinfectants that are foul smelling, corrosive to the skin, and otherwise not "user friendly." Its pleasant fresh linen fragrance overcomes the reluctance to use a product that irritates the nose. It has been shown that better disinfection results when personnel enjoy using the product; therefore, use it properly for greater germ killing efficacy. Synergy Four Disinfectant concentrate is only an eye irritant.

**Won't dull floor finish:** Many of the newer quaternary disinfectant-cleaners are so aggressive they attack floor finish and dull its gloss, reducing its life expectancy. Synergy Four Disinfectant, at use-dilution, is formulated to clean well, but not attack floor finish. This saves the extra labor required for buffing and additional recoating. Floors stay in peak

condition longer.

**Effective disinfection action:** Synergy Four Disinfectant successfully passes the latest A.O.A.C. Use-Dilution tests in 400 ppm water hardness with 5% serum contamination. This means that Synergy Four Disinfectant still gives an effective kill in very hard water even when contaminated with organic soil. Synergy Four Disinfectant cleans and disinfects just as effectively at the finish of the job as it does at the beginning.

**Technical Information:** We invite you to compare the germ killing statistics of Synergy Four Disinfectant with any other disinfectant. The complete technical data and a summary of the test results are on the back of this sheet. A brief summary of the technical data follows below.

Synergy Four Disinfectant is effective against a broad range of bacteria including M.R.S.A.\*\*; various antibiotic resistant strains of Strept. and others. It is also virucidal against \*HIV-1 (AIDS), Herpes simplex Type I and II and many other viruses. It is also fungicidal as evidenced by their performance against Trichophyton mentagrophytes (athlete's foot).

**Veterinary qualifications:** Synergy Four Disinfectant has also been proven effective against many animal disease causing organisms. Some of these are the Canine Parvovirus, Feline Picornavirus, Canine Distemper Virus, Rabies Virus and Porcine Parvovirus.

**Damon Extras:** Your Damon Industries account manager is prepared to train your staff in the proper use of disinfectants through an in-service program. Wall signs and spray bottle labels are available. Chemical dispensing systems are available to ensure accurate dilution and to prevent accidental over-use. Call today to have a Demonstration at your facility.



**Dilution rate:** 2 oz. per gallon (1:64 ) except as noted.  
**pH:** 7.0 ± 0.5      **V.O.C.:** 0.0%      **S.D.S:** DMN0592  
**Fragrance:** Fresh Linen, matches all Synergy Four products.  
**Packaging:** One gallon recyclable polyethylene jugs packed 4 per case.

**DISINFECTION PERFORMANCE:** This product kills the following bacteria in 10 minutes at 2 oz. per gal. of water (660 ppm active) and 5% soil on hard, non-porous surfaces:  
**VIROCIDAL' PERFORMANCE:** This product kills the

Acinetobacter baumannii	Salmonella typhi
Acinetobacter lwoffii	Salmonella typhimurium
Bordetella bronchiseptica	Serratia marcescens
Chlamydia psittaci	Shigella flexneri
Citrobacter freundii	Shigella sonnei
Enterobacter agglomerans	Staphylococcus aureus
Enterobacter aerogenes	Staphylococcus aureus (sub species aureus)
Enterobacter cloacae	Staphylococcus aureus (Community Associated Methicillin Resistant) (CA-MRSA)
Escherichia coli	Staphylococcus aureus (Methicillin Resistant) (MRSA)
Escherichia coli 0111:H8	Staphylococcus epidermidis
Escherichia coli (Extended Spectrum B-Lactamase) (ESBL)	Staphylococcus epidermidis (Antibiotic resistant)
Escherichia coli (Tetracycline Resistant)	Streptococcus agalactiae
Enterococcus faecalis	Staphylococcus haemolyticus
Enterococcus hirae	Streptococcus pneumoniae (Penicillin Resistant)
Fusobacterium necrophorum	Streptococcus pyogenes
Klebsiella oxytoca	Streptococcus mutans
Klebsiella pneumoniae	Enterococcus faecalis (Vancomycin Resistant) (VRE)
Listeria monocytogenes	Staphylococcus aureus (Vancomycin Intermediate Resistant) (VISA)
Micrococcus luteus	Vibrio cholera
Pasturella multocida	Yersinia enterocolitica
Proteus vulgaris	
Pseudomonas aeruginosa	
Pseudomonas aeruginosa (Tetracycline Resistant)	
Pseudomonas cepacia	
Salmonella enterica	
Salmonella enteritidis	
Salmonella enterica serotype pullorum	

following viruses in 10 minutes at 2 oz. per gal. of water (660 ppm active) and 5% soil on hard, non-porous surfaces:

**ANIMAL PREMISE VIROCIDAL\* PERFORMANCE:** This

Avian Influenza A (H3N2) Virus (Avian Reassortant)	Herpes Simplex Virus Type 2
Avian Influenza A (H5N1) Virus	Human Coronavirus
Cytomegalovirus	Human Immunodeficiency Virus Type 1 (HIV 1)
Coronavirus (SARS-associated)	Influenza A Virus (H3N2)
Hepatitis B Virus	Influenza A (H1N1) Virus
Hepatitis C Virus	Respiratory Syncytial Virus
Herpes Simplex Virus Type 1	

product kills the following viruses in 10 minutes at 2 oz. per gal. of water (660 ppm active) and 5% soil on hard, non-porous surfaces:

Avian Infectious Bronchitis Virus	Canine Coronavirus
Avian Influenza A Virus (H5N1)	Canine Distemper Virus
Avian Influenza A Virus (H3N2)	Feline Picornavirus

Infectious Bovine Rhinotracheitis Virus	Swine Influenza A Virus (H1N1)
Pseudorabies Virus	Transmissible Gastroenteritis Virus

This product kills the following viruses in 10 minutes at 8 oz. per gal. of water and 5% soil on hard, non-porous surfaces:

Canine Parvovirus** (CPV)	Porcine Parvovirus**
Mice** (Parvovirus) (Not for use in CA)	Rabies**

**FUNGICIDAL PERFORMANCE:** This product kills the following fungi in 10 minutes at 2 oz. per gal. of water (660 ppm active) and 5% soil on hard, non-porous surfaces: Candida albicans, Trichophyton mentagrophytes (Athlete's foot fungus).

**MILDEWSTATIC PERFORMANCE:** This product controls the following mold in 10 minutes at 2 oz. per gal. of water (660 ppm active) on hard, non-porous surfaces: Aspergillus niger.

This product is for use on hard, non-porous surfaces in: Healthcare facilities, nursing homes, food establishments, public restrooms, schools, veterinary clinics and animal holding areas.



**DIRECTIONS FOR USE**

It is a violation of Federal law to use this product in a manner inconsistent with its labeling. Before using this product, food products and packaging materials must be removed from the room or carefully protected. This product is not for use on medical device surfaces.

**FOR USE AS A GENERAL, HOSPITAL, MEDICAL DISINFECTANT, FUNGICIDE, VIRUCIDE\*, CLEANER:** 1. Pre-clean heavily soiled areas. 2. Apply use solution of 2 oz. of this product per gal. of water to disinfect hard, non-porous surfaces with a sponge, brush, cloth, mop, by immersion, auto scrubber, mechanical spray device, coarse trigger spray device. For spray applications, spray 6-8 inches from surface. Do not breathe spray. 3. Treated surfaces must remain wet for 10 minutes. 4. Wipe dry with a clean cloth or allow to air dry. Rinsing of floors is not necessary unless they are to be waxed or polished. 5. Prepare a fresh solution daily or when visibly dirty.

**\*KILLS HIV, HBV AND HCV ON PRE-CLEANED HARD, NON-POROUS SURFACES/OBJECTS PREVIOUSLY SOILED WITH BLOOD/BODY FLUIDS** in health care settings or other settings in which there is an expected likelihood of soiling of hard, non-porous surfaces/objects with blood or body fluids and in which the surfaces/objects likely to be soiled with blood or body fluids can be associated with the potential for transmission of Human Immunodeficiency Virus Type 1 (HIV-1) (associated with AIDS), Hepatitis B Virus (HBV), and Hepatitis C Virus (HCV).

**SPECIAL INSTRUCTIONS FOR CLEANING AND DECONTAMINATION AGAINST HIV-1, HBV AND HCV ON SURFACES/OBJECTS SOILED WITH BLOOD/BODY FLUIDS.**

**Personal Protection:** Wear protective latex gloves, gowns, masks and eye protection.

**Cleaning Procedure:** Blood and other body fluids containing HIV-1, HBV & HCV must be thoroughly cleaned from hard, non-porous surfaces and objects before application of this product

**Disposal of Infectious Materials:** Blood and other body fluids, cleaning materials and clothing must be autoclaved and disposed of according to federal, state and local regulations for infectious waste disposal.

**Contact Time:** Allow hard, non-porous surfaces to remain wet for 10 minutes for all organisms.

**FOR DISINFECTING USE ON HARD, NON-POROUS SEALED FIBERGLASS BATH AND THERAPY EQUIPMENT:** Drain the water from the unit Pre-clean heavily soiled surfaces to remove body oils, dead tissue, soil and all other buildups. Prepare a use solution by adding 2 oz. of this product per every 1 gal. of water (660 ppm active). Refill the unit with the use solution to just cover the intake valve. Briefly start the pump to circulate the solution. Turn off pump. Wash down the unit sides, seat of the chair lift, and all related equipment with a clean swab, brush or sponge. Treated surfaces must remain wet for 10 minutes for proper disinfection. After the unit has been thoroughly disinfected, drain solution from the unit and rinse surfaces with fresh water. The unit is ready for reuse.

**CLEANING AND DISINFECTING HARD, NON-POROUS SURFACES ON PERSONAL PROTECTIVE EQUIPMENT (RESPIRATORS):** Pre-clean equipment, if heavily soiled to ensure proper surface contact Prepare a use solution by

adding 2 oz. of this product per gal. of water (660 ppm active). Gently mix for uniform use solution. Apply use solution to surfaces of the respirator with a sponge, brush, cloth, mop, by immersion, auto scrubber, mechanical spray device, coarse trigger spray device. For spray applications, spray 6-8 inches from surface. Do not breathe spray. Rub with brush, cloth, or sponge. Treated surfaces must remain wet for 10 minutes. Remove excess solution from equipment prior to storage. The user must comply with all OSHA regulations for cleaning respiratory protection equipment (29 CFR § 1910.134). Prepare a fresh solution daily or when visibly dirty.

**ANIMAL PREMISES:** Prior to use of this product, remove all animals and feeds from premises, animal transportation vehicles, and enclosures. Remove all litter, droppings and manure from floors, walls and surfaces of barns, pens, stalls, chutes and other surfaces of facilities and fixtures occupied or traversed by animals. Empty all troughs, racks and other feeding and watering appliances. Thoroughly clean surfaces with soap or detergent and rinse with water.

**FOR USE AS AN ANIMAL PREMISE DISINFECTANT/ VIRUCIDE\*:** Prepare a use solution of 2 oz. of this product per gal. of water (or equivalent use dilution) (660 ppm) for effectiveness against designated animal viruses on the label.

**FOR USE AS AN ANIMAL PREMISE DISINFECTANT/ VIRUCIDE\*\*:** Prepare a use solution of 8 oz. of this product per gal. of water (or equivalent use dilution) (2640 ppm) for effectiveness against designated animal viruses on the label.

Apply use solution to disinfect hard, non-porous surfaces with a sponge, brush, cloth, by immersion, mechanical spray device, coarse trigger spray device. For spray applications, spray 6-8 inches from surface. Do not breathe spray. Immerse all halters and other types of equipment used in handling and restraining animals, as well as forks, shovels, and scrapers used for removing litter and manure in the use solution. Treated surfaces must remain wet for 10 minutes. Ventilate buildings, coops and other closed spaces. Do not house animals or employ equipment until treatment has been absorbed, set or dried. Thoroughly scrub all treated teed racks, troughs, automatic feeders, fountains and waterers and other treated equipment which can contact food or water with soap or detergent, and rinse with potable water before reuse.

**GENERAL DEODORIZATION:** To deodorize, apply 2-4 oz. of this product per gal. of water to hard, non-porous surfaces. Wipe up excess liquid with a paper towel and allow to air dry.

**TO CONTROL MOLD/MILDEW:** Pre-clean heavily soiled areas. Prepare use solution by adding 2 oz. of this product per gal. of water (or equivalent use dilution). Apply use solution to hard, non-porous surfaces for 10 minutes which will effectively inhibit the growth of mold and mildew and their odors. Repeat treatment every seven days, or more often if new growth appears.

# SYNERGY FOUR™

**Six products synergized with the same fragrance**  
**Unobtrusive Fresh Linen fragrance**  
**Complete system from cleaning to deodorizing**  
**Light-duty deodorizing and heavy-duty odor digestion**

The Synergy Four System was designed to counteract disagreeable urine and restroom odors. It also works well on most other types of odors. The system consists of six products: 1. Deodorant, 2. Odor Digester with Bio-enzymes, 3. Deodorizing urinal screen, 4. Room Air Freshener and cabinet, 5. Metered Aerosol and 6. Disinfectant.

The Synergy Four System incorporates the same fresh linen scent into all six products. The scent is played down, yet long lasting, so that it does not overpower initially, but is economical due to its long-lasting power. Odor elimination at the source is Synergy Four's primary function. The two deodorizing-cleaning products excel at odor elimination with the latest chemical counteractant and enzyme technology synergistically combined. The air freshener synergistic fragrances work with, rather than competing against, the deodorizing products. Try the entire program in your facility.

## Synergy Four Deodorant

Synergy Four Deodorant may be used by itself or added to nearly any cleaner for cleaning hard surfaces and carpet. Adding to disinfectants may reduce the effectiveness of the disinfectant. Deodorize surfaces prior to disinfecting according to the label EPA directions. Quart plastic decanter bottles packed 6 per case with one trigger sprayer included.

### DIRECTIONS

**Deodorizing:** Add 1 ounce of Synergy Four Deodorant per gallon of water. For stronger, stubborn odors you may use up to 4 ounces per gallon of water. Deodorant may be wiped, sprayed, mopped or applied from the solution tank of a scrubber. No rinse necessary.

**General Cleaning:** To add deodorizing properties to your regular cleaning and mopping solution: Add 1 ounce of Synergy Four Deodorant per gallon of diluted cleaning solution. Stubborn odors may require 2 to 3 ounces per gallon.

**Carpet cleaning:** To add deodorizing properties to your regular carpet extraction solution: Add 1/2 ounce of Synergy Four Deodorant per gallon of diluted extractor solution.

**Air Freshening:** Add 1 to 2 ounces of Synergy Four Deodorant to a quart spray bottle of water. Mist lightly into the air.

pH ..... 7.0 ± 0.5      V.O.Cs..... 1.0% - 10g/l

## Synergy Four Odor Digester

Contains natural bacteria, enzymes and a proprietary odor counteractant. Extremely efficient at breaking down and digesting organic waste, which eliminates the source of odors. Use this product on any water-safe surfaces or fabrics which have odors or stains caused by organic matter. Destroys urine, feces, vomit, spoiled foods, mildew, etc. Quart plastic decanter bottles packed 6 per case with one trigger sprayer included.



### DIRECTIONS

**Deodorizing Surfaces:** Dilute 8 ounces of Synergy Four Deodorant per gallon of water for wiping or spraying on any water-safe surface.

**Deodorizing Carpet and Upholstery:** Dilute 1:2 with warm water. Test in an inconspicuous area for colorfastness. Saturate the surface with solution and work in well with a brush. Old, set-in odors may require a second application. Great for urine, feces, vomit, spoiled food and other organic soils.

**Restroom Odors:** Spray full strength on and under toilets and urinals. Spray on grouting and allow to soak in and dry. Dilute 16 ounces of Synergy Four Deodorant per gallon of water for mopping.

**Septic or Holding Tanks:** Pour 1 quart per 500 gallons into tank for initial treatment. For weekly maintenance add 1 pint.

**Drain Maintenance:** To keep drains odor free and flowing, pour 4 to 6 ounces per week into each drain.

**Grease Traps:** Use only where allowed. Pour 1 quart into an average trap for initial treatment. For daily maintenance add 6 to 8 ounces.

pH ..... 7.5 ± 0.5      V.O.Cs..... 0.0% - 0g/l

## Synergy Four Urinal Screen

Contains 15 times more fragrance than most other screens. Releases billions of optimized bacteria that clean and eliminate odors. Flexible design fits into any urinal. Great for waterless urinals. A better alternative to wick, gel and paradichlorobenzene deodorizers. V.O.C. compliant in all 50 states. Packed 10 per case.

## Synergy Four Room Freshener

Synergy Four Room Freshener Refills cannot spill or break and are easy to use. They are a better alternative to wick, gel and paradichlorobenzene block deodorizers. V.O.C. compliant in all 50 states. Packed 6 refills per case.

**Cabinet:** For use with Synergy Four refills. No batteries required. White plastic, individually boxed with 12 boxes per case. Refills fit many other popular cabinet brands.

## Synergy Four Metered Aerosol Deodorant

Synergy Four Metered Aerosol Refills have the same pleasant fragrance as the rest of the Synergy Four system. Eliminates odors without an overpowering fragrance. The 7 oz. cans contain 3,100 metered releases.

The length of time that the cans last depends on the settings you choose on your dispenser. The cans fit most of the popular dispensers on the market. V.O.C. compliant in all 50 states. Packed 6 refills per case.

# Truck Wash Products

Product	Properties	Description
<b>Alumi-White™ Trailer Wash</b>	A very aggressive acid. pH 1.0  	NOT for use on polished aluminum. An aggressive hydrofluoric/sulfuric acid blend for removing heavy oxidation from aluminum. This product will etch and "bleach" aluminum and glass. Should be used with a Lafferty spray all dispenser. Dilution ratio depends on severity of oxidation on the aluminum being cleaned. Available in 5 gallon pails and 55 gallon drums.
<b>Daco® Trailer Wash</b>	A strong acid. pH 2.0 	Will not bleach polished aluminum or etch glass. A phosphoric/sulfuric acid blend for cleaning and brightening aluminum. Apply with a Lafferty dispenser or pump up sprayer. Available in 5 gallon pails and 55 gallon drums.
<b>Glyco-Shine™ Trailer Wash</b>	A moderately aggressive acid. pH 1.5. 	Will not damage or bleach polished aluminum but works on moderate oxidation. Apply using a brush or an acid resistant pump sprayer. Available in 5 gallon pails and 55 gallon drums.
<b>Citri-Shine™ Trailer Wash &amp; Brightener</b>	A milder acid. pH 2.0  	Will not damage or bleach polished aluminum but works on light oxidation. Apply the product using a brush or an acid resistant pump sprayer. Available in 5 gallon pails and 55 gallon drums.
<b>GC-44™ Trailer Wash &amp; Brightener</b>	A more user friendly acid. pH 2.0 	Will not damage or bleach polished aluminum but works on light oxidation. Apply the product using a brush or an acid resistant pump sprayer. Available in 5 gallon pails and 55 gallon drums.
<b>Daco® Cab &amp; Equipment Wash</b>	Alkaline cleaner-degreaser. pH 12.0 	Daco Cab and Equipment cleaner is safe on painted surfaces and glass. A concentrated cleaner that can be applied with the Lafferty dispenser. Great for cleaning cabs, fire trucks, cargo trailers or any other painted surface. Available in 5 gallon pails and 55 gallon drums.



DAMON INDUSTRIES, INC., ALLIANCE, OHIO 44601  
 1-800-362-9850  
[info@DamonQ.com](mailto:info@DamonQ.com) <http://damonq.com>





# Ultimet® 21 Plus Floor Finish

- No ammonia odor - pleasant to use
- High slip resistance - safe for use on most floors
- Fast drying - maximum labor savings
- Crystal clear, high gloss polymer - reduces maintenance
- Ultra high speed for use with machines 1,000 RPM or more

## DESCRIPTION

ULTIMET 21 PLUS is a non-yellowing, acrylic, thermoplastic, metal cross-linked ultra high speed floor finish. It is designed to be buffed with electric, battery or propane floor machines of 1,000 RPM or more. It repairs well and may be restored with Ultra-Gloss Restorer. Ultimet 21 Plus is quick drying, low odor and has high slip resistance.

## WHERE TO USE

May be used on vinyl, vinyl asbestos, vinyl composition, and asphalt tile.

## DIRECTIONS

### PREPARATION

Floors must be clean, dry, and free of old finish or wax before the application of Ultimet 21 Plus. Strip the floor thoroughly using any of Damon's quality floor strippers following label directions. Rinse until no residue remains.

### APPLICATION

Use a clean, broken-in mop or a finish mop and a clean bucket. Line the bucket with a trash liner to prevent contamination of finish and make clean up easier. The initial application will yield better results if four or five medium coats are applied instead of two or three heavy coats. If the floor is porous you will achieve improved results by sealing the floor first with Daco-Pon sealer.

## HOW TO MAINTAIN

Dust mop daily to prevent grit from dulling the shine. Depending on the degree of soil, either damp mop, wet mop, or scrub with a floor machine using Ultimet Neutral Cleaner, Ultra-Gloss Neutral Cleaner, Da-Clean Neutral Cleaner or D-C Plus.

## RESTORING

Use Final Results restorer with ultra high speed (1,000 - 3,000 RPM) burnishers.

## REMOVAL

Ultimet 21 Plus can be removed using any of Damon's quality floor strippers.

**PACKAGING:** One gallon plastic jugs packed four per case, five gallon plastic containers, and 55 gallon plastic drums. All packaging material is recyclable.





## SPECIFICATIONS

Non-Volatile Solids:.....	21%
Volatile Organic Compounds (VOC) .....	45 g/l - 4.3%
Appearance:.....	White
Odor:.....	Mild
Type:.....	Acrylic co-polymer
Leveling:.....	Superior
Recoating:.....	Superior
Foaming in Bucket: .....	None
Mop Drag: .....	None
Film Dry Time:.....	15 minutes
Walk On Time: .....	30 minutes
Time Before Recoat: .....	30 minutes
Time Before Buffing: .....	1 Hour
Film Gloss:.....	High
Film Color Stability: .....	Excellent
Slip Resistance: ASTM D-2407-75 James Machine coefficient .....	0.65 or higher
Scrubbability: .....	Excellent
Film Type: .....	restorable
Resistance to Water:.....	Excellent
Resistance to Scuffing and Heel Marks: .....	Excellent
Durability:.....	Exceptional
Coverage per gallon:.....	1,200 to 2,000 Sq. Ft.
Buffing Speed: .....	1,000 - 3,000 RPM

CAUTION: Floors are slippery when wet. To prevent falls, exercise care when working, wear proper footwear and block off traffic with “Wet Floor” signs until the floor is completely dry. Use only as directed. If in question as to adhesion, a test patch is recommended. Do not mix with any other product because poor performance could result. Do not pour unused product back into the original container.



Damon manufactures a complete line of products for your floor care program. For more information, contact us at 1-800-362-9850 or [info@DamonQ.com](mailto:info@DamonQ.com) or visit [DamonQ.com](http://DamonQ.com).



# Ultimet® HP

**Very Durable - Less labor maintaining gloss**  
**High Gloss - Enhances building appearance**  
**No Sealer Required - Reduces inventory cost**  
**Fast drying - maximum labor savings**  
**Crystal clear, non-yellowing - less frequent stripping**

## DESCRIPTION

ULTIMET HP is blended from a new acrylic polymer technology that results in a very hard and durable floor finish. It is primarily designed for floors requiring low maintenance or where buffing is not practical. However, Ultimet HP will respond to buffing with Ultra-Gloss Restorer and 1,000-3,000 RPM floor machines. Ultimet HP is quick drying, non-yellowing and strips easily.

## WHERE TO USE

May be used on filled vinyl, vinyl composition, asphalt tile, linoleum, terrazzo, and so-called "no wax floors. It may also be used on concrete floors that have been sealed with H.T. Concrete Sealer.

## DIRECTIONS

### PREPARATION

Floors must be clean, dry, and free of old finish or wax before the application of Ultimet HP. Strip the floor thoroughly using any of Damon's quality floor strippers following label directions. Rinse until no residue remains. Do not use a sealer with Ultimet HP.

### APPLICATION

Use a clean, broken-in mop or a finish mop and a clean bucket. Line the bucket with a trash liner to prevent contamination of finish and make clean up easier. The initial application will yield better results if four or five medium coats are applied instead of two or three heavy coats. If the floor is porous you will achieve improved results by sealing the floor first with Daco-Pon sealer.

## HOW TO MAINTAIN

Dust mop daily to prevent grit from dulling the shine. Depending on the degree of soil, either damp mop, wet mop, or scrub with a floor machine using Ultimet Neutral Cleaner, Ultra-Gloss Neutral Cleaner, Da-Clean Neutral Cleaner or D-C Plus.


## RESTORING

Use Final Results restorer with ultra high speed (1,000 - 3,000 RPM) burnishers.

## REMOVAL

Ultimet HP can be removed using any of Damon's quality floor strippers.

**PACKAGING:** One gallon plastic jugs packed four per case, five gallon plastic containers, and 55 gallon plastic drums. All packaging material is recyclable.



## SPECIFICATIONS

Non-Volatile Solids: .....	24%
Volatile Organic Compounds (VOC) .....	14 g/l - 1.3%
Appearance: .....	White
Odor:.....	Pleasant
Type:.....	Acrylic co-polymer
Leveling: .....	Good
Recoating:.....	Very good
Foaming in Bucket:.....	None
Mop Drag:.....	None
Film Dry Time: .....	30 minutes
Walk On Time: .....	30 minutes
Time Before Recoat:.....	30-60 minutes
Time Before Buffing: .....	1 Hour
Film Gloss:.....	Very High
Film Color Stability:.....	Superior
Slip Resistance: ASTM D-2407-75 James Machine coefficient .....	0.6
Scrubbability: .....	Good
Film Type: .....	somewhat restorable
Resistance to Water: .....	Excellent
Resistance to Scuffing and Heel Marks:.....	Excellent
Durability:.....	Exceptional
Coverage per gallon: .....	1,200 to 2,000 Sq. Ft.
Buffing Speed: .....	1,000 - 3,000 RPM

CAUTION: Floors are slippery when wet. To prevent falls, exercise care when working, wear proper footwear and block off traffic with "Wet Floor" signs until the floor is completely dry. Use only as directed. If in question as to adhesion, a test patch is recommended. Do not mix with any other product because poor performance could result. Do not pour unused product back into the original container.



Damon manufactures a complete line of products for your floor care program. For more information, contact us at 1-800-362-9850 or [info@DamonQ.com](mailto:info@DamonQ.com) or visit [DamonQ.com](http://DamonQ.com).



# Ultimet® Nano Floor Finish

- Nano-zinc cross-linking provides superior:
  - Lay-down gloss - Durability - Soil resistance
  - Gloss build - Mark resistance - Dry and recoat times
- Ammonia-free for dramatically-reduced odor.
- Ideal for limited maintenance programs, yet responds to daily burnishing, if desired.
- Low-emissions formula - less than 1% V.O.Cs.
- Ultra fast drying - 20 minutes under normal conditions.

## DESCRIPTION

ULTIMET Nano is a revolutionary floor finish that combines deep gloss, high durability and ease-of-use into one product. High molecular weight acrylic polymers and our patented nano-zinc cross-linking system produce a beautiful, long lasting shine that resists black marking, scuffing and soil penetration. Ultimet Nano is perfect for use in hospitals and nursing homes because of its very little odor and the ultra fast drying time. Ultimet Nano is also ideal for limited maintenance settings such as classrooms, patient rooms, and offices because of its durability. It does respond well to occasional burnishing, making it suitable for retail establishments, hallways and other maintained areas.

## WHERE TO USE

May be used on vinyl, vinyl asbestos, vinyl composition, and asphalt tile.

## DIRECTIONS

### PREPARATION

Floors must be clean, dry, and free of old finish or wax before the application of Ultimet Nano. Strip the floor thoroughly using any of Damon's quality floor strippers following label directions. Rinse until no residue remains.

### APPLICATION

Use a clean, broken-in mop or a finish mop and a clean bucket. Line the bucket with a

trash liner to prevent contamination of finish and make clean up easier. For best results, apply a maximum of 4 coats in 24 hours. Better results are obtained if four or five thin coats are applied instead of two or three heavier coats. Allow to dry 20 minutes between coats.

## HOW TO MAINTAIN

Dust mop daily to prevent grit from dulling the shine. Depending on the degree of soil, either damp mop, wet mop, or scrub with a floor machine using Ultimet® Neutral Cleaner, Da-Clean™ A.P.C., Da-Clean™ Neutral Cleaner or D-C® Plus.

## RESTORING

Use Damon's Final Results™ restorer with an ultra high speed (1,000 - 3,000 RPM) burnisher.

## REMOVAL

Ultimet Nano can be removed using any of Damon's quality floor strippers.

## PACKAGING

One gallon plastic jugs packed four per case. Packaging materials are recyclable.



## SPECIFICATIONS

Non-Volatile Solids:.....	20%
Volatile Organic Compounds (VOC) .....	0.59%
Appearance:.....	White
Odor:.....	Mild
Type:.....	Nano-zinc cross-linked acrylic
Leveling:.....	Superior
Recoating:.....	Superior
Foaming in Bucket: .....	None
Mop Drag: .....	None
Walk On Time: .....	20 minutes
Time Before Recoat: .....	20 minutes
Time Before Buffing: .....	60 minutes
Film Gloss:.....	High
Film Color Stability: .....	Excellent
Slip Resistance: ASTM D-2407-75 James Machine coefficient .....	0.60 or higher
Scrubability: .....	Excellent
Film Type:.....	Restorable
Resistance to Water:.....	Excellent
Resistance to Scuffing and Heel Marks: .....	Excellent
Durability:.....	Exceptional
Coverage per gallon:.....	2,000 to 3,000 Sq. Ft.
Buffing Speed: .....	1,000 - 3,000 RPM

**CAUTION:** Floors are slippery when wet. To prevent falls, exercise care when working, wear proper footwear and block off traffic with “Wet Floor” signs until the floor is completely dry. Use only as directed. If in question as to adhesion, a test patch is recommended. Do not mix with any other product because poor performance could result. Do not pour unused product back into the original container.



Damon manufactures a complete line of products for your floor care program. For more information, contact us at 1-800-362-9850 or [info@DamonQ.com](mailto:info@DamonQ.com) or visit [DamonQ.com](http://DamonQ.com).





# ***USDA/NSF CLASSIFICATIONS***

These classifications were formerly approved by the United States Department of Agriculture (USDA) which regulates meat and poultry establishments; these classifications are now issued by the National Sanitation Foundation (NSF), follow the same guidelines and have the same classification codes as the USDA. Products authorized by the NSF/USDA for use in plants operating under the federal meat and poultry program are classified according to where or how they may be used. The following are brief definitions.

- A1-** For use as general cleaning agents on all surfaces, or for use with steam or mechanical cleaning devices in all departments.
- A4-** Floor and wall cleaners for all departments.
- A6-** Scouring cleaners.
- A7-** Metal cleaners and polishes for nonfood contact surfaces.
- A8-** Degreasers or carbon removers for food cooking or smoking equipment, utensils, or other associated surfaces. No food contact.
- B1-** For laundering fabrics that come into contact with meat or poultry products, directly or indirectly.
- C1-** For use on all surfaces in processing areas for inedible products, non-processing areas, and/or exterior surfaces.
- C2-** For use in toilets and/or dressing areas.
- D1-** Antimicrobial agents, always requiring a rinse.
- D2-** Sanitizers for all surfaces, not always requiring a rinse.
- E2-** Hand washing and sanitizing compounds.
- E4-** Hand creams, lotions, and cleaners. Use is limited to toilet and dressing rooms.
- F1-** Non-residual pesticides. For use in all departments.
- F2-** Residual pesticides. For use in edible product areas only.
- G7-** Compounds for treating boilers, steam lines, and/or cooling systems where neither treated water nor the steam produced may contact edible products. This does not include compounds added to water used to cook and cool containers of meat and poultry products.
- H1-** Lubricants with incidental food contact.
- H2-** Lubricant, release agent, or antirust film on equipment and machine parts in locations in which there is no possibility of the lubricant or lubricated part contacting edible products.
- K1-** Cleaning and/or degreasing solvents for use in non-processing areas.
- K2-** Solvents for cleaning electrostatic instruments.
- L1-** Compounds for use in sewage and/or drain lines.
- L2-** Enzymatic compounds for use in sewage and/or drain lines.
- P1-** Miscellaneous. See individual letter for specific authorized uses.

USDA-NSF Classifications.pub/pdf - 4/6/15



# Daco® White-Board Cleaner

- ***Quickly and easily removes ghosting, shadowing, stubborn marks, grease and dirt from dry-erase surfaces.***
- ***100% SAFE ON BOARDS - Will not damage board coating***
- ***NON-BUTYL - Less hazardous if accidentally inhaled***
- ***Drippings do not harm floor finish, saving recoat time***

Daco White-Board Cleaner is the safe and effective way to clean dry-erase boards. It easily removes ghosting and shadowing from heavily used boards.

Damon's unique formulation removes skin oils and other contaminants and leaves no oily residue that can make inks bead-up and writing hard to read.

The product is less hazardous than other cleaning methods. It is non-flammable compared to acetone and rubbing alcohol. It contains no butyl (2-butoxy ethanol) which may be a liver toxin and causes shortness of breath when inhaled. Low toxicity is best when a product is sprayed into the air, especially in classrooms.

White-Board cleaner will not harm floor finish if it drips onto the floor because it has no caustic or harsh solvents.

## **DAMAGED BOARDS**

Dry erase boards become damaged and hard to clean for two reasons. Both are caused by using the wrong cleaner. If the cleaner does not work easily then harsh rubbing and scrubbing is tried. The abrasion of the cleaning cloth scratches and removes the protective coating on the board. Markers can then penetrate the white coating and are difficult to remove. If the cleaner is too harsh, it will remove the protective coating with the same results. Daco White-Board Cleaner requires only light wiping and will never damage the

surface. If your boards are already damaged and marks are now difficult to remove, the cleaner will make it easier to maintain a clean, white surface.

## **DIRECTIONS FOR USE**

Attach the trigger sprayer to the bottle. Erase the board with a dry-erase eraser first. Then simply spray and wipe with a soft cloth. For stubborn marks spray and allow to work 30 seconds before wiping. To avoid running, spray the cleaner onto the cloth and hold the moistened cloth on the stubborn marks. Sometimes a second application may be necessary on badly damaged boards. Avoid harsh rubbing or abrasive cloths that scratch the surface.

## **SPECIFICATIONS**

Dilution..... Ready-to-use, no diluting  
Odor..... Pleasant floral fragrance  
Color..... colorless and non-staining  
pH..... 10.5 ± 0.5  
V.O.Cs. .... 7.2% - 72g/l  
Non-Flammable (Label regulations require the 115° flashpoint, but neither the liquid nor the sprayer mist will burn or flash.)

## **PACKAGING**

Quart plastic decanter bottles packed 12 per case with two trigger sprayers included. Packaging materials are recyclable.

White-Board Cleaner.pub - 9/8/13



# Windshield Washer Fluid, Daco®

## Concentrated automotive windshield washer fluid

- **Vary dilution ratio by season for economy**
- **Freeze protection down to -14° F.**
- **Wetting agent prevents streaking and spotting**
- **Rinses away salt, road grime and some bug "guts"**

Daco Windshield Washer Fluid is safe for all automotive windshield washer systems and components. It contains an antifreeze for use in all seasons. Surfactants help rinse away road grime, salt and some bug remains. The non-streaking formula wets the surface to drain without streaking and spotting except when salt residue is heavy. Methanol vapors may be flammable in the head-space of a drum, but the product does not burn.

### DIRECTIONS FOR USE

Dilute product based on temperature and the level of results desired.

Dilution	Ratio	Freeze point
No dilution	-	-14° F.
64 oz/gal	1:1	+10° F.
43 oz/gal	1:2	+17° F.
32 oz/gal	1:3	+23° F.
25 oz/gal	1:4	+24° F.
21 oz/gal	1:5	+25° F.
18 oz/gal	1:6	+27° F.

### SPECIFICATIONS

Dilution ..... neat to 1:6  
 Odor ..... alcohol  
 Color ..... light blue  
 pH ..... 7.0 ± 0.5  
 V.O.Cs. .... 29% - 273g/l  
 Flammability ..... Flammable vapors  
 HMIS® III ..... H:1 F:1 P:0  
 SDS Number: ..... DMN0419

OSHA Hazard Statements: May cause skin irritation and eye irritation. May cause respiratory irritation.

### PACKAGING

Gallon plastic jugs packed 4 per case and plastic 55 gallon drums. Packaging materials are recyclable.

Windshield-Daco.pub - 1/10/18



# WINTERFECT® III

## DISINFECTANT-CLEANER

Effective against M.R.S.A.\*\* (methicillin resistant staphylococcus aureus)

Effective against Influenza A and other viruses such as H1N1 flu virus \*\*\*.

Effective against canine parvovirus and other animal pathogens.

Wintergreen Fragrance - Loved by animal breeders for over 40 years.

Saves Labor - Disinfects, cleans & deodorizes in one step.

Winterfect III is a new generation of quaternary ammonium disinfectant/cleaners formulated specifically for their safety and pleasant-to-use qualities. They will find immediate acceptance by housekeeping personnel in hospitals, nursing homes, immediate care facilities, day care centers, and other areas where germ-free surfaces are desired. Other areas for use include veterinary clinics, life sciences laboratories, farms, schools and colleges. Anywhere that disease and odor causing germs may be a problem, is the place for Winterfect. Winterfect dilutes at 2 ounces per gallon for full disinfection claims.

Winterfect is bactericidal, virucidal and fungicidal. It is for use on hard non-porous surfaces such as floors, walls, plastic surfaces, porcelain surfaces, stainless steel and other metal surfaces. It may be applied with a mop, sponge or cloth as well as by spraying or soaking. Rinsing is not necessary except when floors are to be recoated with finish. Minimum contact time for killing organisms is 10 minutes except for the \*HIV-1 Virus which requires a minimum of 4 minutes contact.

**Safer to use:** Winterfect, at use-dilution, is designed to solve the problem of harsh disinfectants that are foul smelling, corrosive to the skin, and otherwise not "user friendly." The pleasant wintergreen fragrance overcomes the reluctance to use a product that irritates the nose. It has been shown that better disinfection results when personnel enjoy using the product; and therefore, use it properly, resulting in greater germ killing efficacy. Winterfect concentrate is only an eye irritant. The same disinfecting formula is also available in a lavender-scented product called Neutra-Stat® 64.

**Won't dull floor finish:** Many of the new generation quaternary disinfectant-cleaners are so aggressive they attack floor finish and dull its gloss, reducing its life expectancy. Winterfect, at use-dilution, is formulated to clean well, but not to attack floor finish. This saves the extra labor required for buffing and additional recoating. Floors stay in peak condition longer.

**Maximum disinfection action:** Winterfect successfully passes the latest A.O.A.C. Use-Dilution tests in 400 ppm water hardness with 5% serum contamination. This means that Winterfect still gives an effective kill in very hard water even when contaminated with organic soil. Winterfect cleans and disinfects just as effectively at the finish of the job as it does at the beginning.

**Technical Information:** We invite you to compare Winterfect's germ killing statistics with any other disinfectant. The complete technical data and a summary of the test results are on the back of this sheet. A brief summary of the technical data follows.

Winterfect is effective against a broad range of bacteria including M.R.S.A.\*\*, various antibiotic resistant strains of Strept. and others. It is also virucidal against \*HIV-1 (AIDS), Herpes simplex Type I and II and many other viruses. Winterfect is also fungicidal as evidenced by its performance against Trichophyton Interdigitale (athlete's foot).

**Veterinary qualifications:** Winterfect has also been proven effective against many animal disease causing organisms. Some of these are the Canine Parvovirus, Feline Picorna Virus, Feline Leukemia Virus, Canine Distemper Virus, Rabies Virus and Porcine Parvovirus. Other so-called disinfectants, such as those containing hydrogen peroxide, do not have EPA approved kill claims against these organisms. Do not be fooled by other products making claims without EPA approved test data to back them up. See our technical bulletin for more information. Winterfect has been trusted by breeders and veterinarians for over 40 years.

**Damon Extras:** Your Damon Industries account manager is prepared to train your staff in the proper use of disinfectants through an in-service program. Wall signs and spray bottle labels are available. Metered dispensing systems are also available to both eliminate over use and make sure the full disinfecting strength is obtained time after time.



**Dilution rate:** 2 oz. per gallon (1:64)

**Health & safety:** CAUTION: Eye Irritant. Winterfect should not be used by persons who are allergic to aspirin. The methyl salicylate in Winterfect (and Winter-fresh) may possibly trigger the same symptoms as aspirin (acetylsalicylic acid).

**Packaging:** One gallon recyclable polyethylene jugs packed 4 per case.

**Bactericidal Test Results:** Effective against the following pathogenic bacteria according to the A.O.A.C. Use-Dilution, current edition, modified in the presence of 400 ppm synthetic water (calculated as CaCO<sub>3</sub>) plus 5% organic serum at proper use dilution:

Pseudomonas aeruginosa (antibiotic resistant)  
Staphylococcus aureus (antibiotic resistant) (M.R.S.A.\*\*)  
Streptococcus faecalis (antibiotic resistant)  
E. coli (antibiotic resistant)  
Klebsiella pneumoniae (antibiotic resistant)  
Staphylococcus epidermidis (antibiotic resistant)

Pseudomonas aeruginosa	Staphylococcus aureus
Streptococcus faecalis	E. coli
Klebsiella pneumoniae	Proteus vulgaris
Salmonella Choleraesuis	Salmonella typhi
Enterobacter cloacae	Proteus mirabilis
Streptococcus pyogenes	Salmonella typhimurium
Enterobacter aerogenes	Shigella sonnei
Serratia marcescens	Shigella flexneri
Pasteurella multocida	Fusobacterium Necrophorum

**Fungicidal Test Results:** Fungicidal against Trichophyton interdigitale and Candida albicans according to the A.O.A.C. Fungicidal Test, current edition, modified in the presence of 400 ppm hard water (calculated as CaCO<sub>3</sub>) plus 5% organic serum at proper use dilution.

**Virucidal Test Results:** Virucidal against \*HIV-1 (AIDS virus), Adenovirus type 4, Hepatitis B and C, Herpes simplex type I, Herpes simplex type II, Influenza A/Hong Kong, Rubella, Feline Picorna Virus, Feline Leukemia Virus, Canine Coronavirus, Canine Distemper Virus, Rabies Virus, Porcine Parvovirus, Pseudorabies Virus, Infectious Bronchitis Virus (Avian IBV),

SARS Associated Coronavirus and Vaccinia according to the Virucidal Qualification Test, modified in the presence of 400 ppm hard water (calculated as CaCO<sub>3</sub>) plus 5% organic serum at proper use dilution.

\* Kills HIV-1 (AIDS virus) on pre-cleaned environmental surfaces/objects previously soiled with blood/body fluids in healthcare settings or other settings in which there is an expected likelihood of soiling of inanimate surfaces/objects with blood or body fluids, and in which the surfaces/objects likely to be soiled with blood or body fluids can be associated with the potential for transmission of human immunodeficiency virus Type 1 (HIV-1) (associated with AIDS).

**Virucidal against (at 8 ounces per gallon):** Canine Parvovirus and Rabies Virus.

### SPECIAL INSTRUCTIONS FOR CLEANING AND DECONTAMINATION AGAINST HIV-1 (AIDS VIRUS) OF SURFACES / OBJECTS SOILED WITH BLOOD / BODY FLUIDS:

**Personal Protection:** Disposable latex or vinyl gloves, gowns, face masks or eye coverings as appropriate, must be worn during all cleaning of body fluids, blood, and decontamination procedures.

**Cleaning Procedures:** Blood and body fluids must be thoroughly cleaned from surfaces and objects before application of disinfectant.

**Contact Time:** Effective against HIV-1 (AIDS virus) on hard-non-porous surfaces in the presence of a moderate amount of organic soil (5% blood serum) when used at the proper use dilution (providing 600 ppm of active quaternary) in 400 ppm CaCO<sub>3</sub> hard water for a contact time of 4 minutes at room temperature (20-25°C). Use a ten (10) minute contact time for disinfection against all other bacteria, fungi and viruses claimed (listed on labeling).

**More Fragrance:** If you would like more wintergreen fragrance, like the original Winterfect, try our **Winter-fresh Deodorant**. Today's higher standards for disinfectant efficacy do not permit the stronger levels of fragrance that were acceptable in the past. Use diluted Winter-fresh after you have followed the instructions for Winterfect and allowed the 10 minutes wet contact time required for proper disinfection. **Do not** add Winter-fresh to Winterfect III. Available in one gallon recyclable polyethylene jugs packed 4 per case.



---


\*\* Methoxycillin Resistant Staphylococcus Aureus

\*\*\* EPA believes, based on available scientific information, that the currently registered influenza A virus products will be effective against the 2009-H1N1 flu strain and other influenza A virus strains on hard, non-porous surfaces.

<http://www.epa.gov/oppad001/influenza-disinfectants.html>



# ***Damon Water-based Wood Floor Program***



## ***CLEAN PASS***™

**WOOD FLOOR DEEP CLEANER  
and RECOAT PREPARATION**

- ✓ Ease of application
- ✓ User friendly
- ✓ Safe
- ✓ Simple program
- ✓ Durable



## ***SLAM DUNK***™




### **WOOD-BASED URETHANE WOOD FINISH**

- ✓ Only 24 hours downtime
- ✓ Low odor does not require shutdown
- ✓ High gloss
- ✓ Resists black marks, scuffs, and soil
- ✓ Restored with burnishing



**DAMON INDUSTRIES, INC.**



# FAST BREAK™

## WOOD FLOOR MAINTAINER

- ✓ Ease of application
- ✓ User friendly
- ✓ Safe
- ✓ Simple program

- ✓ Extends the life of Floor Finish by maintaining durability and gloss.
- ✓ No-rinse, neutral pH cleaner for damp mopping or scrubbing of finished wood floors.
- ✓ Economical 2 ounces per gallon dilution.
- ✓ High Bio-based content (51%-90%).

# Tack Back

## Floor Rejuvenator & Tack

- ✓ Removes rubber burns, black marks, mop treatments and soil
- ✓ Removes dried soda, candy, etc.

- ✓ For thorough, low moisture cleaning of wood floors without an auto-scrubber
- ✓ Use for tacking to remove dust before sealing and/or finishing

***Equipment for best results, efficiency and ease of application.***



**Finish Application Bucket**



**PADCO T-Bar Floor Coater and Refills**



**Advance  
SC750™ REV™**



**SSS Eco1000 Maroon  
Strip-Prep Pad**



# WWX-III<sup>TM</sup>

## CARPET EXTRACTION ENCAPSULATING CLEANER

- HIGHLY CONCENTRAED - Economical to use, less inventory required
- ENCAPSULATION - Dirt is captured in dry crystals for complete removal by vacuuming
- DIPHASE CLEANER - Cleans both water and oil soluble soil and stains
- NO STICKY RESIDUE - Slower resoiling means carpets need cleaning less often

WWX is a low foaming, highly concentrated carpet extraction cleaner for use on all carpeting except wool and Fifth Generation Nylon. WWX incorporates both synthetic detergents and solvents for maximum cleaning power on all types of stains. It works as well on oil soluble stains as it does on water soluble ones. The solvent system is V.O.C. compliant and non-butyl in nature.

Synthetic encapsulants, detergents and water conditioners are used to prevent resoiling due to residue left in the carpet. Soil is released from the carpet fibers quickly to allow maximum removal by the extractor vacuum. WWX-III restores your carpeting to as close to its original condition as the state of the art allows. When dry there is no sticky residue to hasten resoiling. The remaining chemical residue encapsulates dirt so it is removed the first time the dry carpet is vacuumed.

WWX-III is compatible with all of Damon's deodorants which may be added to WWX-III in the solution tank. Follow the directions on the specific deodorant used.

Synergy Four Deodorant and Synergy Four Odor Digester were designed to work hand-in-hand with WWX-III. Use the Synergy Four deodorant for milder odor conditions. For strong carpet odors, use Synergy Four Odor Digester. It's bio-enzymes break down stubborn pet, smoking and incontinence odors.

### Directions:

WWX-III is highly concentrated. The usual dilution rate is two ounces per gallon of tap water. When water hardness is

above 15 grains (200 ppm) or when the carpet is heavily soiled, use three ounces per gallon of water. Normal tap temperatures between 60 and 75 degrees F. perform best. High temperature water reduces the effectiveness of the solvents, preventing proper cleaning action. WWX is safe with most dyes; however, it is recommended that you always test the cleaner in an inconspicuous place prior to use.

Other products to use with WWX-III include SF-77, Dirt Destroyer, Synergy Four Digester or Da-Clean Neutral as a pre-spotter. Squish for defoaming the recovery tank. And Synergy Four Deodorant, Mint Condition, Winter-Fresh, Stress Relief or Neutra-Scents as added deodorants. Pre-spotters containing orange or other terpenes are not recommended.

**Packaging:** One gallon plastic jugs packed four per case and by special order, 55 gallon plastic drums. All packaging material is recyclable.



WWX-III.pub - 9/23/14